

ADVANCED SECURITY DISTRIBUTION



ACCESS CONTROL ESSENTIALS

CONTENTS

ELECTRO-MAGNETIC LOCKS	5
EXIT BUTTONS & DEVICES	25
POWER SUPPLIES	41
ACCESS CONTROL & DOOR ENTRY	45
ELECTRO LOCKING DEVICES	51

ELECTRO-MAGNETIC LOCKS

SLIM MAGLOCKS & ACCESSORIES	06
MIDI MAGLOCKS	09
STANDARD MAGLOCKS AND ACCESSORIES	10
STANDARD ARCHITECTURAL HOUSINGS	13
SLIM MORTICE MAGLOCKS AND ARCHITECTURAL HOUSINGS	14
VERTICAL MOUNT ARCHITECTURAL HOUSINGS	15
MICRO MAGLOCKS	16
STAINLESS STEEL MAGLOCKS	17
EXTERNAL MAGLOCKS	18
SHEARLOCKS AND HOUSINGS	20
DOOR RETAINING MAGNETS	21
SPARES AND SPECIAL APPLICATIONS	22
GLASS DOOR SOLUTIONS	23
TYPICAL DOOR SETUP	24

ADVANCED SECURITY DISTRIBUTION

SLIM MAGLOCKS

- Available in different finishes
- Dual voltage
- Surface mount
- Silver anodized aluminium
- Unmonitored and lock monitored
- Door status monitoring available
- Top plate, armature and fixings included

SINGLE MAGLOCK

- Up to 275kg holding force
- 12Vdc current consumption with 500mA current draw
- 24Vdc current consumption with 250mA current draw

DOUBLE MAGLOCK

- Up to 275kg holding force (per side)
- 12Vdc current consumption with 1Amp current draw (500 mAmps per side)
- 24Vdc current consumption with 500mA current draw (250mAmps per side)



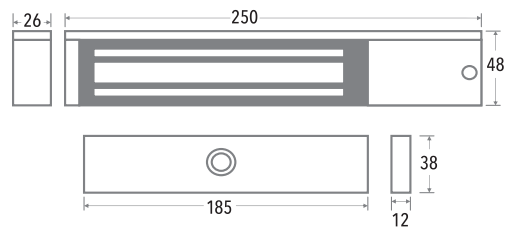
STP-EM01/STP-EM02

STP-EM01

- Unmonitored

STP-EM02

- Lock monitored
- LED



STP-EM01DS/STP-EM02DS

STP-EM01DS/STP-EM02DS

- Monitors door position
- Single

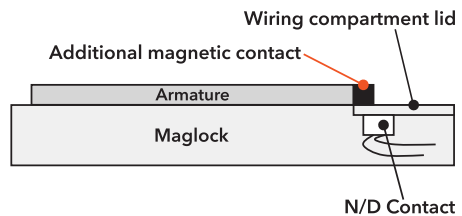
STP-EM04DS/STP-EM05DS

- Monitors door position
- Double

TIP

Door status monitoring allows you to monitor the position of the door.

The contact works independently from the maglock and is not reliant on power being applied to the lock - saving you having to fit additional door contacts.



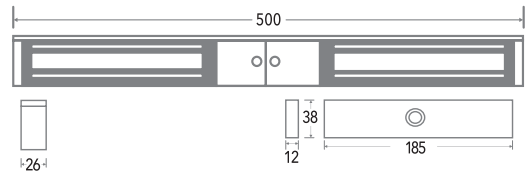
STP-EM04/STP-EM05

STP-EM04

- Unmonitored

STP-EM05

- Lock monitored
- LED



STP-EM01	Single slim maglock, unmonitored
STP-EM01DS	Single slim maglock, unmonitored with door status monitoring
STP-EM02	Single slim maglock, monitored
STP-EM02DS	Single slim maglock, monitored with door status monitoring
STP-EM04	Double slim maglock, unmonitored
STP-EM04DS	Double slim maglock, unmonitored with door status monitoring
STP-EM05	Double slim maglock, monitored
STP-EM05	DS Double slim maglock, monitored with door status monitoring

ADVANCED SECURITY DISTRIBUTION

SLIM MAGLOCK ACCESSORIES

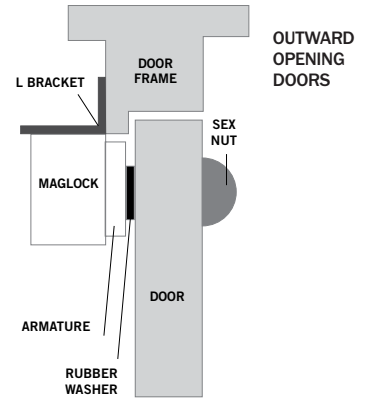
- Available in different finishes
- Aluminium
- Adjustable fixing bracket for the maglock to be moved forward or back
- 2 brackets required for double maglocks
- Compatible for all slim cased maglocks in our range



STP-EM300CL

STP-EM300CL

- Used to improve aesthetics
- Allows you to hide cable
- 250(L) x 50(W) x 30(H)mm
- Used on outward opening doors



STP-EM300ZL

STP-EM300ZL

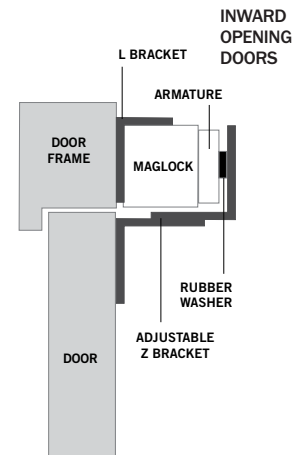
- Used on inward opening doors
- Adjustable by 17mm



STP-EM300ZLDC

STP-EM300ZLDC

- Used to improve aesthetics
- Used on inward opening doors



STP-EM300AL	Fully adjustable L bracket
STP-EM300CL	Fully adjustable L bracket with cover
STP-EM300BZL	Budget Z&L bracket set
STP-EM300ZL	Z&L bracket set
STP-EM300ZLDC	Z&L bracket set with cover
STP-EXTBLOCK	30mm extension block for EM300AZLG
STP-EM300ZLG	Z&L bracket set for glass door and header (see page 21)
STP-EM300ALG	Fully adjustable L bracket for glass door (see page 21)

ADVANCED SECURITY DISTRIBUTION

SLIM MAGLOCK ACCESSORIES

- Aluminium
- 2 required for double maglocks



STP-EM300ABP

STP-EM300ABP

- Surface mount
- Used to avoid drilling through the door
- 187(L) x 37(W) x 6(D)mm
- Also available in other thicknesses: 9.5mm, 13mm, 16mm and 19mm



STP-EM320M

STP-EM320M

- Surface mount
- Used to avoid drilling through the door
- Used to improve aesthetics
- Not suitable for use with DS maglock armatures
- 193(L) x 45(W) x 16(D)mm



STP-EM320C

STP-EM320C

- For use on glass door
- Used to improve aesthetics
- GDFG fixing kit required
- 195(L) x 46(W) x 3(D)mm
- Brushed stainless steel



STP-GE08

STP-GE08

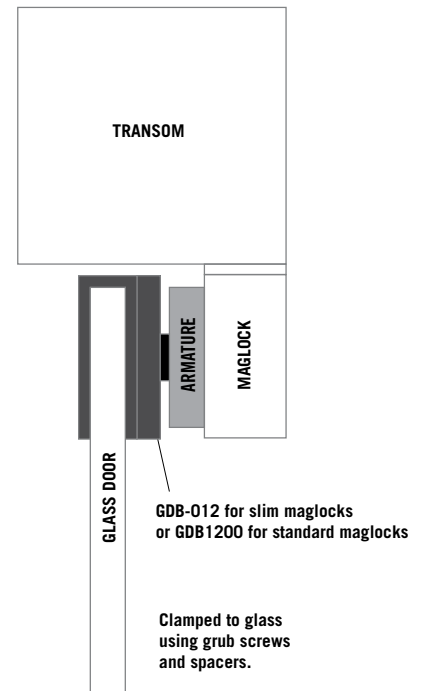
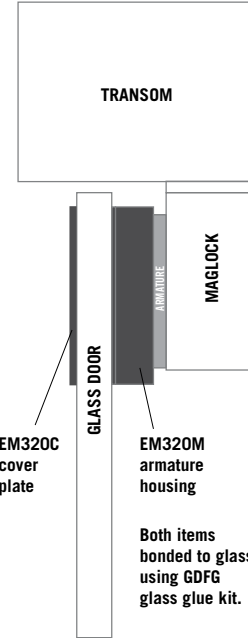
- Flush fitting
- Not suitable for use with DS maglock armatures



STP-GDB-012

STP-GDB-012

- For use on glass door
- Suitable for 12-14mm glass
- Additional spacers included
- 180(L) x 25(D) x 38(H)mm (when armature is fitted)



STP-EM300ABP	Armature back plate
STP-EM320M	Surface armature housing
STP-EM320C	Cover plate for glass door
STP-EXTTOPSLIM	Extended top plate 250(L) x 45(W) x 5(D)mm thick
STP-GE08	Flush fitting armature housing
STP-GDB-012	Glass door saddle
STP-GDFG	Adhesive for fixing to glass

ADVANCED SECURITY DISTRIBUTION

MIDI MAGLOCKS



STP-EM07/STP-EM07DS

- Available in different finishes
- Dual voltage
- Surface mount
- Silver anodised aluminium
- Lock monitored
- Door status monitoring available
- Top plate, armature and fixings included

SINGLE MAGLOCK

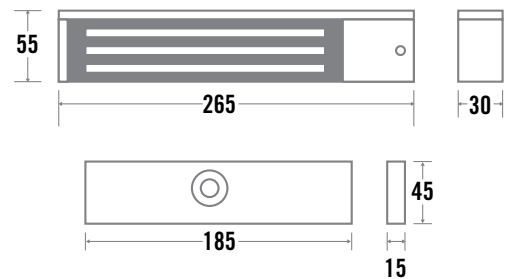
- Up to 360kg holding force
- 12Vdc current consumption with 500mA current draw
- 24Vdc current consumption with 250mA current draw

DOUBLE MAGLOCK

- Up to 360kg holding force (per side)
- 12Vdc current consumption with 1Amp current draw (500mA per side)
- 24Vdc current consumption with 500mA current draw (250mA per side)



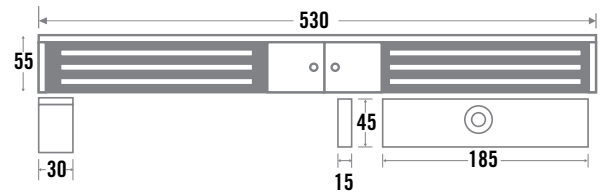
STP-EM08/STP-EM08DS



STP-EM850L

STP-EM850L

- Adjustable
- 270(L) x 50(D) x 25(H)mm
- Used on outward opening doors



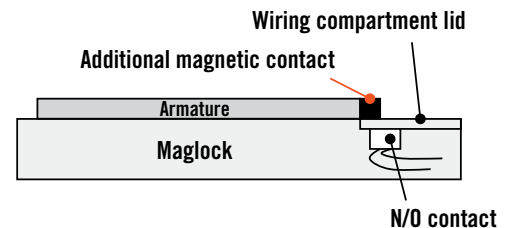
STP-EM850ZL

STP-EM850ZL

- Used on inward opening doors

TIP

TIP Door status monitoring allows you to monitor the position of the door. The contact works independently from the maglock and is not reliant on power being applied to the lock - saving you having to fit additional door contacts.



STP-EM07	Single midi maglock, monitored
STP-EM07DS	Single midi maglock, monitored with door status monitoring
STP-EM08	Double midi maglock, monitored
STP-EM08DS	Double midi maglock, monitored with door status monitoring
STP-EM850L	Adjustable L bracket
STP-EM850Z	Z bracket
STP-EM850ZL	Z&L bracket

ADVANCED SECURITY DISTRIBUTION

STANDARD MAGLOCKS

- Available in different finishes
- Dual voltage
- Surface mount
- Silver anodised aluminium
- Unmonitored and lock monitored
- Door status monitoring available
- Top plate, armature and fixings included

SINGLE MAGLOCK

- up to 545kg holding force
- 12Vdc current consumption with 500mA current draw
- 24Vdc current consumption with 250mA current draw

DOUBLE MAGLOCK

- up to 545kg holding force (per side)
- 12Vdc current consumption with 1Amp current draw (500mA per side)
- 24Vdc current consumption with 500mA current draw (250mA per side)



STP-EM10/STP-EM20

STP-EM10

- Unmonitored

STP-EM20

- Lock monitored
- LED



STP-EM60/STP-EM40

STP-EM60

- Unmonitored

STP-EM40

- Lock monitored
- LED



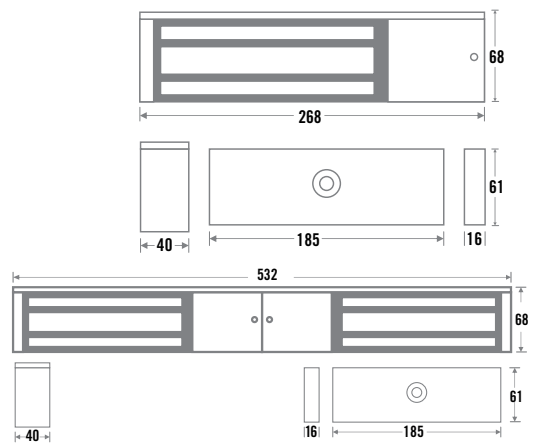
**STP-EM10DS / STP-EM20DS
STP-EM60DS / STP-EM40DS**

STP-EM10DS / STP-EM20DS

- Monitors door position
- Single

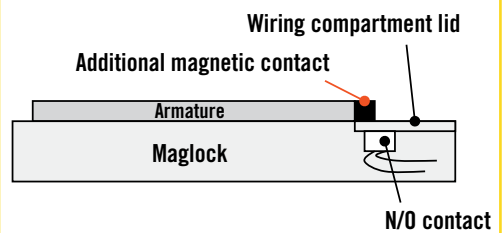
STP-EM60DS / STP-EM40DS

- Monitors door position
- Double



TIP

TIP Door status monitoring allows you to monitor the position of the door. The contact works independently from the maglock and is not reliant on power being applied to the lock - saving you having to fit additional door contacts.



STP-EM10	Single standard maglock, unmonitored
STP-EM10DS	Single standard maglock, unmonitored with door status monitoring
STP-EM20	Single standard maglock, monitored
STP-EM20DS	Single standard maglock, monitored with door status monitoring
STP-EM30	Single standard maglock, double monitored
STP-EM60	Double standard maglock, unmonitored
STP-EM60DS	Double standard maglock, unmonitored with door status monitoring
STP-EM40	Double standard maglock, monitored
STP-EM40DS	Double standard maglock, monitored with door status monitoring
STP-EM50	Double standard maglock, double monitored

ADVANCED SECURITY DISTRIBUTION

STANDARD MAGLOCK ACCESSORIES

- Available in different finishes
- Aluminium
- Adjustable fixing bracket for the maglock to be moved forward or back
- 2 brackets required for double maglocks
- Compatible for all standard maglocks in our range



STP-EM500L

STP-EM500L

- 270(L) x 50(D) x 50(H)mm
- Used on outward opening



STP-EM500CL

STP-EM500CL

- Used to improve aesthetics
- Allows you to hide cable
- Used on outward opening doors
- 270(L) x 76(D) x 39(H)mm



STP-EM500ZL

STP-EM500ZL

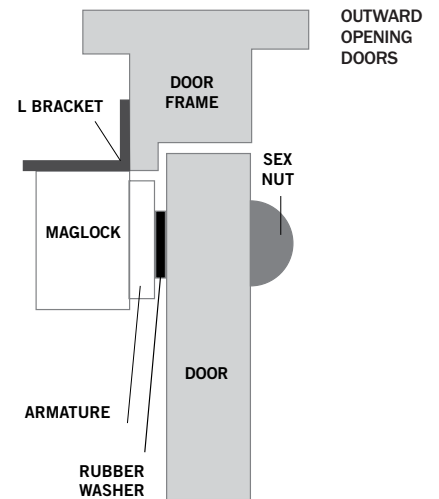
- Used on inward opening doors



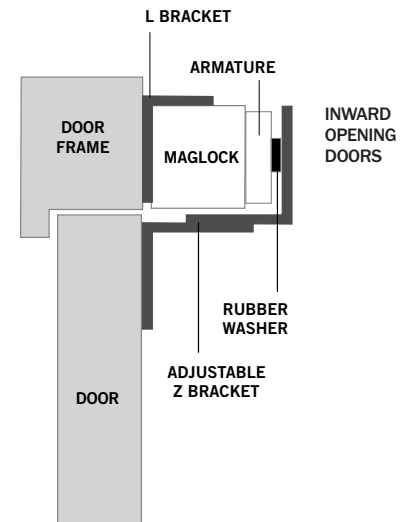
STP-EM500ZLDC

STP-EM500ZLDC

- Used to improve aesthetics
- Used on inward opening doors



OUTWARD
OPENING
DOORS



INWARD
OPENING
DOORS

STP-EM500L Fully adjustable L bracket

STP-EM500CL Fully adjustable L bracket with cover

STP-EM500ZL Z&L bracket set

STP-EM500ZLDC Z&L bracket set with cover

STP-EM500Z Z bracket set

ADVANCED SECURITY DISTRIBUTION

**STANDARD
MAGLOCK
ACCESSORIES**

- Aluminium
- 2 required for double maglocks



STP-EM500ABP

STP-EM500ABP

- Surface mount
- Used to avoid drilling through the door
- 188(L) x 63(W) x 8(D)mm



STP-EM520M

STP-EM520M

- Surface mount
- Used to avoid drilling through the door
- Used to improve aesthetics
- Not suitable for DS maglock armatures
- 195(L) x 70(W) x 20(D)mm



STP-EM520C

STP-EM520C

- For use on glass door
- Used to improve aesthetics
- GDFG fixing kit required
- 194(L) x 69(W)mm
- Brushed stainless steel



STP-EXTTOPSTAN

STP-EXTTOPSTAN

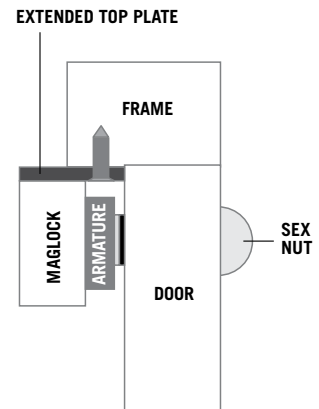
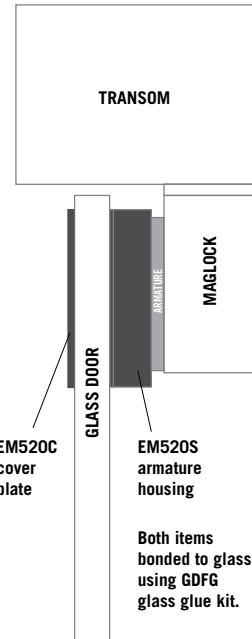
- Used to improve aesthetics
- Used on inward opening doors



STP-GDB1200

STP-GDB1200

- For use on glass door
- Suitable for 12-14mm glass
- Additional spacers included
- 185(L) x 30(D) x 63(H)mm (when armature is fitted)



STP-EM500ABP Armature back plate

STP-EM520M Surface armature housing

STP-EM520C Cover plate for glass door

STP-EXTTOPSTAN Extended top plate

STP-GDB1200 Glass door saddle

STP-GDFG Adhesive for fixing to glass

ADVANCED SECURITY DISTRIBUTION



Stealth Locking created in 2023 is a new and exciting premium black finished off the shelf access control hardware brand. The range includes high holding force tested electro magnetic locks and the full bracketry range to match, ALL FIRE RATED.

The Stealth range also includes Stealth Custom and Stealth kits, Stealth custom allowing you to choose ANY finish electric locking device to match the door frame finish, simply visit the Stealth custom page and upload your RAL code, Product code and quantity to receive a quotation. Stealth kits are everything you need in a kit form to secure a door working with Suprema to complement the range.

- Find out more at www.StealthLocking.co.uk



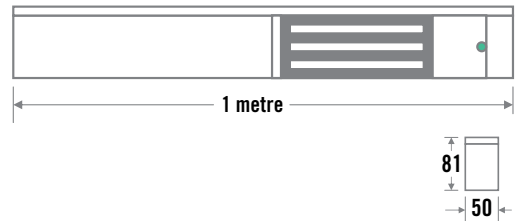
ADVANCED SECURITY DISTRIBUTION

STANDARD ARCHITECTURAL HOUSINGS

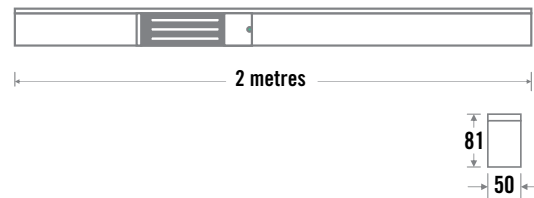
- Available in different finishes
- Top plate included
- Surface mount
- Anodized aluminium housing
- Maglocks sold separately (see page 8)
- Housings are not handed
- All housings are available with door status monitoring
- Can be cut to required length
- Compatible with lock monitored (STP-EM20) or unmonitored (STP-EM10) maglocks



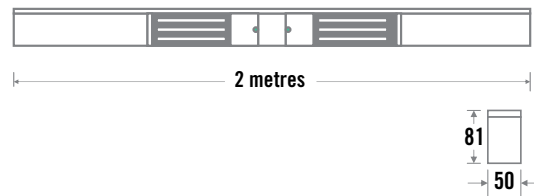
STP-EM-AH10-1
(Shown complete with maglock, available to buy separately).



STP-EM-AH10-2
(Shown complete with maglock, available to buy separately).

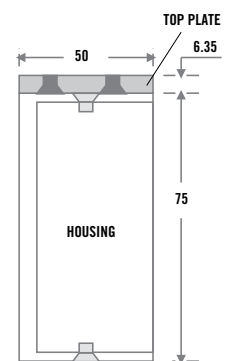


STP-EM-AH10-2-2 (Shown complete with maglock, available to buy separately).



STP-1MTL / 2MTL

- STP-1MTL**
- Adjustable
 - 1000(L) x 63.5(W) x 38(H)mm
 - Also available with a cover (1MTL-COVER)
- STP-2MTL**
- Adjustable
 - 2000(L) x 63.5(W) x 38(H)mm
 - Also available with a cover (2MTL-COVER)



STP-EM-AH10-1	1 metre standard architectural housing
STP-EM-AH10-2	2 metre standard architectural housing 1 cut out
STP-EM-AH10-2-2	2 metre standard architectural housing 2 cut outs
STP-1MTL	1 metre adjustable L bracket for EM-AH10-1 range
STP-2MTL	2 metre adjustable L bracket for EM-AH10-2 range
STP-1MTL-COVER	1 metre covered L bracket for architectural housings
STP-2MTL-COVER	2 metre covered L bracket for architectural housings

ADVANCED SECURITY DISTRIBUTION

**SLIM MORTICE
MAGLOCKS AND
ARCHITECTURAL
HOUSINGS**

Housing:

- Available in different finishes
- Top plate and fixings included
- Surface mount

- Anodised aluminium
- Can be cut to required length
- Door status monitoring available
- 46.5mm box section

- Radius edged
- Suitable for outward opening doors
- Cable can be hidden in the housing

Maglocks:

- Unmonitored and lock monitored
- Dual voltage
- Suitable for slim architectural housing
- Mortice fitting

Single maglock

- Up to 275kg holding force
- - 12Vdc current consumption with 500mA current draw
- - 24Vdc current consumption with 250mA current draw

Double maglock

- Up to 275kg holding force (per side)
- - 12Vdc current consumption with 1Amp current draw (500mA per side)
- - 24Vdc current consumption with 500mA current draw (250mA per side)

STP-EM00

- Unmonitored

STP-EM00R

- Lock monitored



STP-EM00/STP-EM00R



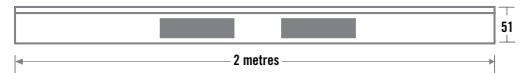
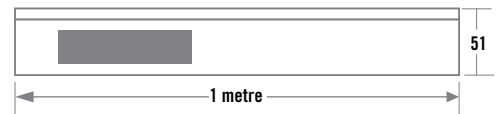
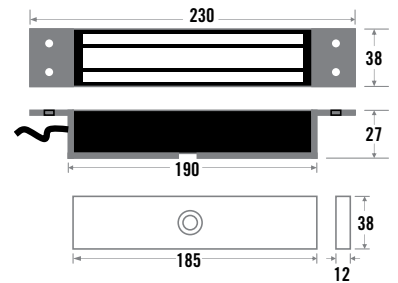
STP-EM-AH1
(Shown complete with maglock, available to buy separately)



STP-EM-AH2/2
(Shown complete with maglock, available to buy separately).



STP-1MTL/STP-2MTL

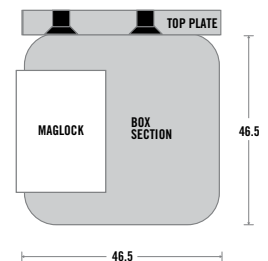


STP-1MTL

- Adjustable
- 1000(L) x 63.5(W) x 38(H)mm
- Also available with a cover (1MTL-COVER)

SPT-2MTL

- Adjustable
- 2000(L) x 63.5(W) x 38(H)mm
- Also available with a cover (2MTL-COVER)



STP-EM00	Unmonitored mortice maglock
STP-EM00R	Monitored mortice maglock
STP-EM-AH1	1 metre slim architectural housing
STP-EM-AH1DS	1 metre slim architectural housing with door monitoring
STP-EM-AH2	2 metre slim architectural housing 1 cut out
STP-EM-AH2DS	2 metre slim architectural housing 1 cut out and door status monitoring
STP-EM-AH2/2	2 metre slim architectural housing 2 cut outs
STP-EM-AH2/2DS	2 metre slim architectural housing 2 cut outs and door status monitoring
STP-1MTL	1 metre adjustable L bracket for EM-AH1 range
STP-2MTL	2 metre adjustable L bracket for EM-AH2 range
STP-1MTL-COVER	1 metre covered L bracket for architectural housings
STP-2MTL-COVER	2 metre covered L bracket for architectural housings

ADVANCED SECURITY DISTRIBUTION

VERTICAL MOUNT ARCHITECTURAL HOUSINGS

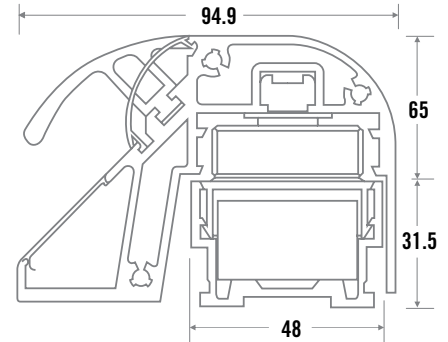
- Aluminium
- Vertical fixing
- Dual voltage



STP-PH450

STP-PH450

- 500mA current draw
- Armature fitted inside the handle, improving appearance
- Integrated maglock and armature included
- Up to 275kg holding force
- Comes complete with monitored maglock
- 400mm long

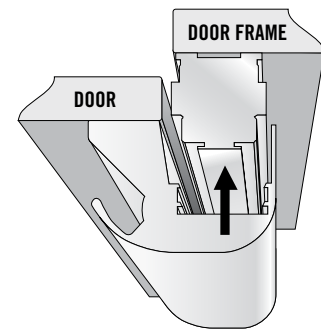


STP-PH800

STP-PH800

- 500mA current draw (per maglock)
- Armature fitted inside the handle, improving appearance
- 2 integrated maglocks and armatures included
- Up to 275kg holding force (per maglock)
- 2500mm long
- Can be cut to required length

HANDLE IN SITU

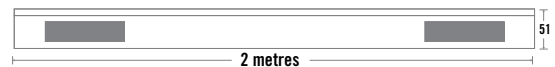


STP-EM-AH2/2V

(Shown complete with maglock, available to buy separately)

STP-EM-AH2/2V

- 2m vertical housing with 2 cut outs
- Suitable for STP-EM00/STP-EM00R slim mortice maglocks (see page 12)
- Door status monitoring available



STP-EM-AH10-2/2V

(Shown complete with maglock, available to buy separately)

STP-EM-AH10-2/2V

- 2m vertical housing with 2 cut outs
- Suitable for EM10/EM20 standard maglocks (see page 10)



STP-PH450	400mm pull handle incorporating slim maglock and armature plate
STP-PH800	2500mm pull handle incorporating 2 slim maglocks and armature plates
STP-EM-AH2/2V	2 metre slim vertical housing 2 cut outs
STP-EM-AH2/2V-DS	2 metre slim vertical housing 2 cut outs with door status monitoring
STP-EM-AH10-2/2V	2 metre standard vertical housing 2 cut outs

ADVANCED SECURITY DISTRIBUTION

MICRO MAGLOCKS

- Unmonitored and lock monitored
- 12Vdc current consumption with 300mA current draw

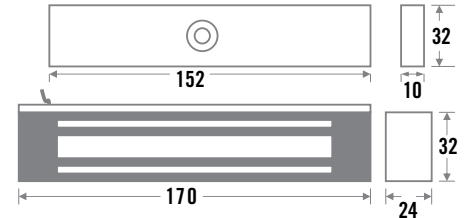
- Armature and fixings included
- Up to 135kg holding force



STP-EM03S

STP-EM03S

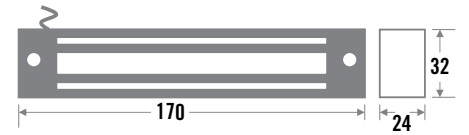
- Stainless steel
- Side fixings
- 12Vdc
- Weatherproof
- Top plate, armature and fixings included
- Unmonitored



STP-EM03F

STP-EM03F

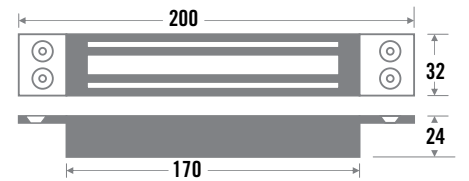
- Stainless steel
- Face fixings
- 12Vdc
- Weatherproof
- Unmonitored



STP-EM03M

STP-EM03M

- Stainless steel
- Mortice fixing
- 12Vdc
- Weatherproof
- Unmonitored



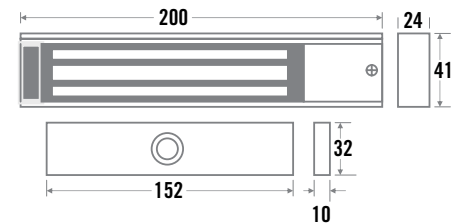
STP-EM150/STP-EM150M

STP-EM150

- Unmonitored
- Includes top plate
- Dual voltage
- 12Vdc current consumption with 420mA current draw
- 24Vdc current consumption with 210mA current draw
- Aluminium
- Dual handed

STP-EM150M

- Lock monitored



STP-EM03S	Surface mount side fix micro maglock, unmonitored
STP-EM03F	Surface mount face fix micro maglock, unmonitored
STP-EM03M	Mortice micro maglock, unmonitored
STP-EM03L	Adjustable L bracket for EM03S
STP-EM03Z	Z bracket set for EM03 range
STP-EM03ZL	Z&L bracket set for EM03 range
STP-EM150	Dual handed aluminium micro maglock, unmonitored
STP-EM150M	Dual handed aluminium micro maglock, monitored
STP-EM150ZL	Z & L bracket for EM150 range

ADVANCED SECURITY DISTRIBUTION

**STAINLESS STEEL
MAGLOCKS**

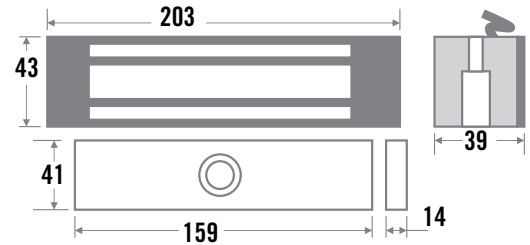
- Weatherproof
- 12Vdc
- Armature and fixings included
- Surface mount
- Stainless steel



STP-G600S-12

STP-G600S-12

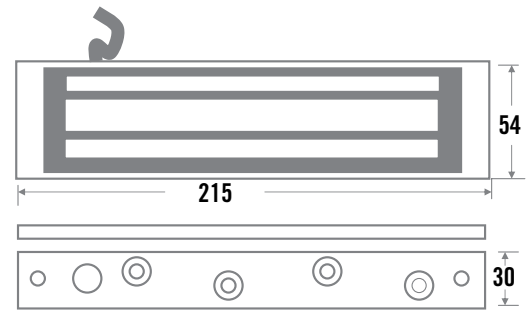
- Unmonitored
- Current consumption 420mA @12Vdc
- Up to 275kg holding force G600SM-12
- Lock monitored
- Current consumption 420mA @12Vdc
- Up to 275kg holding force



STP-EM06S

STP-EM06S

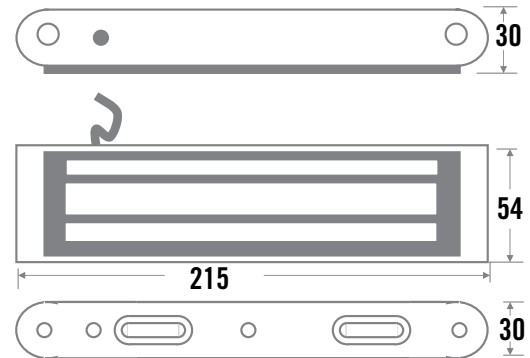
- Unmonitored
- Top plate, armature and fixings included
- Current consumption 350mA @12Vdc
- Up to 340kg holding force



STP-EM750R

STP-EM750R

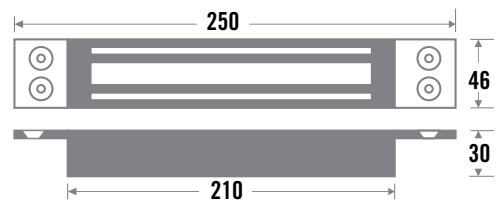
- Lock monitored
- Top plate, armature and fixings included
- Current consumption 350mA @12Vdc
- Up to 340kg holding force
- Radius ends



STP-10007STM

STP-10007STM

- Mortice
- Lock monitored
- Current consumption 500mA @12Vdc
- Up to 360kg holding force



STP-G600S-12	Stainless steel cased maglock, unmonitored
STP-G600SM-12	Stainless steel cased maglock, monitored
STP-EM06S	Surface mount midi maglock standard fixing
STP-EM750R	Architectural midi maglock with radius ends
STP-10007STM	External midi monitored mortice maglock

ADVANCED SECURITY DISTRIBUTION

EXTERNAL MAGLOCKS

- Lock monitored
- Weatherproof
- Stainless steel
- Mounting plates, armature and fixings included
- 12Vdc current consumption with 500mA current draw
- 24Vdc current consumption with 250mA current draw



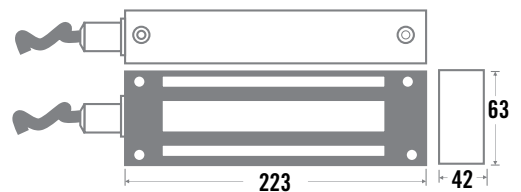
STP-EXT1800

- Up to 810kg holding force
- Weatherproof design
- Pre wired
- 20mm conduit connection, lock monitored
- Stainless steel case, MOV spike and surge protection
- Anti residual magnetism feature
- 12Vdc



STP-EXM12-24

- Side and face fixing
- Up to 540kg holding force
- 20mm male conduit fitting
- 12/24Vdc



STP-EXT1200

- Side and face fixing
- Budget
- Up to 540kg holding force
- 20mm female conduit fitting
- 12/24Vdc



STP-EXT-1800 External 810kg 12Vdc surface maglock

STP-EXM12-24 Stainless steel weatherproof maglock, dual voltage, monitored

STP-EXT1200 Stainless steel budget standard maglock, dual voltage, monitored

STP-EM500ZLW Z&L bracket set for EXM12-24, EXT800, EXT1200

ADVANCED SECURITY DISTRIBUTION

**EXTERNAL
MAGLOCKS**

- Lock monitored
- Dual voltage
- Weatherproof
- Stainless steel
- Mounting plates, armature and fixings included
- 12Vdc current consumption with 500mA current draw
- 24Vdc current consumption with 250mA current draw



STP-GL850

STP-GL850

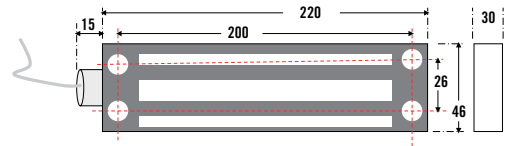
- Face fix only
- Up to 360kg holding force
- 20mm female conduit fitting



STP-EXT800

STP-EXT800

- Side and face fixing
- Budget
- Up to 360kg holding force
- 20mm female conduit fitting



**STP-10000ST/
STP-10000STR**

**STP-10000ST/
STP-10000STR**

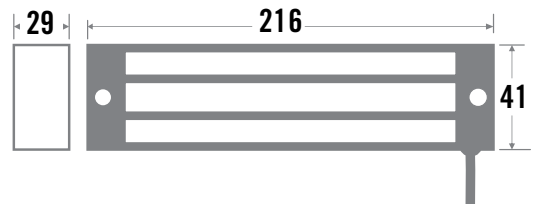
- Mortice
- Face fix only
- Up to 275kg holding force
- Unmonitored



STP-EXT600

STP-EXT600

- Mortice
- Lock monitored
- Current consumption 500mA @12Vdc
- Up to 360kg holding force



STP-GL850	Stainless steel midi maglock, dual voltage, monitored
STP-EXT800	Stainless steel budget midi maglock, dual voltage, monitored
STP-10000ST	Stainless steel mortice maglock, unmonitored
STP-10000STR	Stainless steel mortice maglock, monitored
EXT600	12/24Vdc 275kg surface mount weatherproof maglock

ADVANCED SECURITY DISTRIBUTION

SHEARLOCKS AND HOUSINGS

- Mortice fitting
- Aluminium
- Surface mount option available with housing



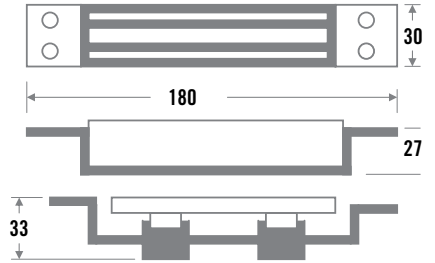
STP-GS200 / GS200M

STP-GS200

- Unmonitored
- Up to 540kg holding force
- Horizontal or vertical installation

STP-GS200M

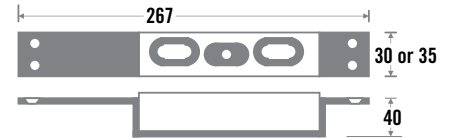
- Lock monitored
- Up to 540kg holding force
- Horizontal or vertical installation



STP-SL705-30/SL705-35

STP-SL705-30

- Lock monitored
- Hall effect (more precise monitoring)
- 30mm wide face plate
- Up to 905kg holding force
- Dual voltage
- Horizontal or vertical installation



STP-SL705-35

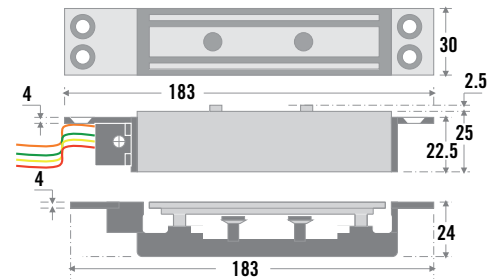
- 35mm wide face plate
- Up to 905kg holding force
- Horizontal or vertical installation



STP-SL183

STP-SL183 30

- Lock monitored
- Up to 1175kg holding force
- Auto re-lock
- Dual voltage
- Horizontal mount only
- Door status monitoring
- Variable lock delay time



STP-SL183 HOUSING

STP-SL183 HOUSING

- Housing for SL183
- Used to surface mount lock
- Satin anodised aluminium finish with black end caps
- 231mm(L) x 43.5mm(W) x 46mm(D)
- Glass saddle kit available (SL183 GLASSHOLDER)

STP-GS200	Micro shearlock, unmonitored
STP-GS200M	Micro shearlock, monitored
STP-SL705-30	30mm wide shearlock, hall effect, monitored
STP-SL705-35	35mm wide shearlock, hall effect, monitored
STP-SL183	Micro shearlock, monitored including auto re-lock
STP-GS200H	Surface housing for GS200/GS200M shearlock (pair)
STP-GS200GH	Glass door saddle for GS200H housing (pair)
STP-ARCH705-30	Surface housing for SL705-30 (pair)
STP-ARCH705-35	Surface housing for SL705-35 (pair)
STP-SL183 HOUSING	Surface housing for SL183 (pair)
STP-SL183 GLASSHOLDER	Glass door saddle for SL183 shearlock (pair)

ADVANCED SECURITY DISTRIBUTION

DOOR RETAINING MAGNETS

- Includes armature plate
- Complete with override button
- Metal housing



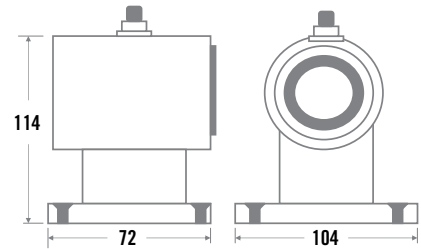
**STP-GD830F-12/
STP-GD830F-24**

STP-GD830F-12

- Up to 30kg holding force
- Floor mount
- 12Vdc current consumption with 120mAmp current draw

STP-GD830F-24

- Up to 30kg holding force
- Floor mount
- 24Vdc current consumption with 60mAmp current draw



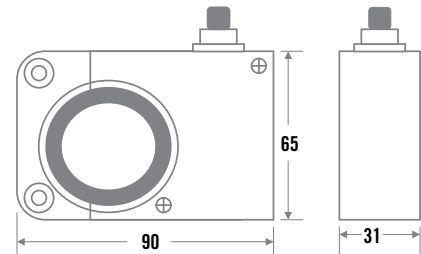
**STP-GD830S-12/
STP-GD830S-24**

STP-GD830S-12

- Up to 30kg holding force
- Surface mount
- 12Vdc current consumption with 120mAmp current draw

STP-GD830S-24

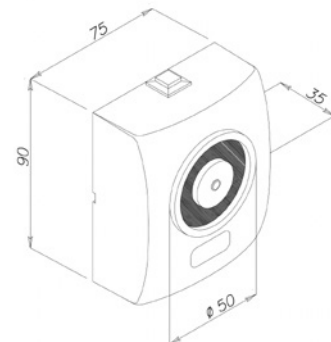
- Up to 30kg holding force
- Surface mount
- 24Vdc current consumption with 60mAmp current draw



STP-DRM-135-24

STP-DRM-135-24

- Manual release push button
- Anti residual magnetism device
- Wall mount
- Stylish design (silver colour finish)



STP-GD830F-12 Floor mount with override button 12Vdc

STP-GD830F-24 Floor mount with override button 24Vdc

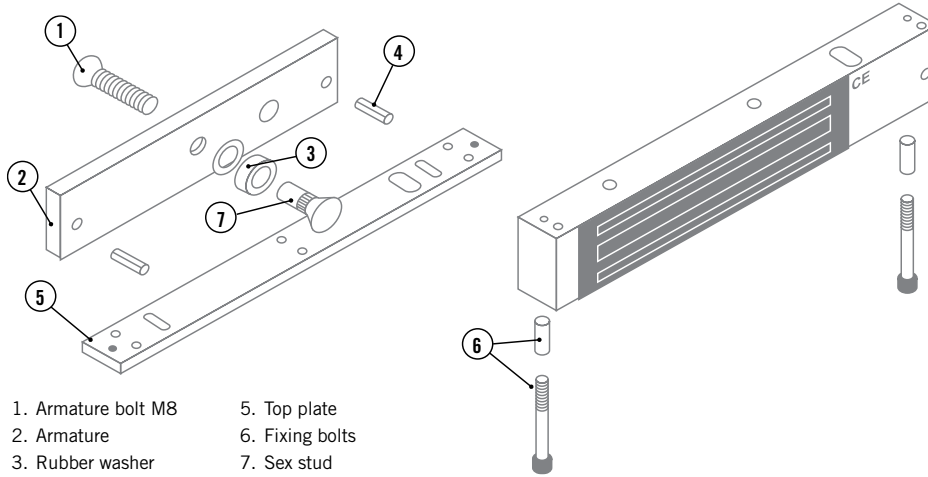
STP-GD830S-12 Surface mount with override button 12Vdc

STP-GD830S-24 Surface mount with override button 24Vdc

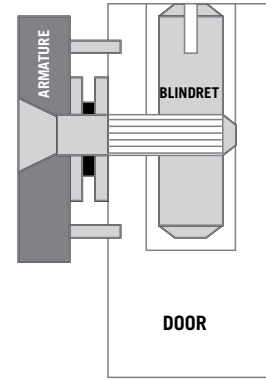
STP-GD830ARM Armature plate for GD830 range

STP-DRM-135-24 Wall mount 24Vdc door retainer

SPARES AND SPECIAL APPLICATIONS



- 1. Armature bolt M8
- 2. Armature
- 3. Rubber washer
- 4. Armature pins
- 5. Top plate
- 6. Fixing bolts
- 7. Sex stud



Blind retainer
 Drilled from top of door
 armature fitted in normal way
 retained in door by M8 bolt



STP-ARM/SAFETY KIT

- Ensures armature is retained to the door in the event of bolt failure



BLINDRET

- Allows secure fixing without drilling through the door



STP-MAGLOCK/SAFETY KIT

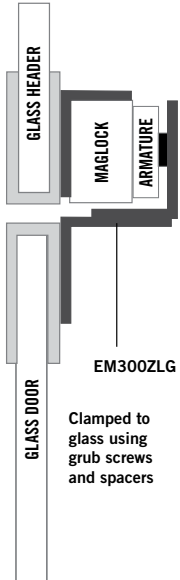
- Ensures maglock is retained to the frame or bracket in the event of bolt failure



STP-54MMARM	M8 armature bolt 54mm long
STP-100MMARM	M8 armature bolt 100mm long
STP-SLIMARM	Armature for slim cased maglock
STP-MIDIARM	Armature for midi maglock
STP-STANARM	Armature for standard maglock
STP-SLIM FIXING KIT	Parts 1, 3, 4 & 7 plus wood screws and allen keys
STP-STAN FIXING KIT	Parts 1, 3, 4 & 7 plus wood screws and allen keys
STP-SLIM TOP PLATE	Top plate for slim maglock (also available in other thicknesses)
STP-SLIMD TOP PLATE	Top plate for slim double maglock (also available in other thicknesses)
STP-BLINDRET	Blind retaining bolt for armature plate
STP-EXTTOPSLIM	Extended top plate for slim maglock
STP-EXTTOPSTAN	Extended top plate for standard maglock
STP-ARM/SAFETY KIT	Safety strap kit for armatures
STP-MAGLOCK/SAFETY KIT	Safety strap kit for maglocks
STP-LOCTITE	Loctite thread lock
STP-D/S KIT SLIM	Door status kit for slim maglock
STP-D/S KIT STANDARD	Door status kit for standard maglock
STP-D/M KIT	Door monitoring kit for slim housings including plate and lozenge
STP-AH2 END CAP	Plastic inserts for slim architectural housings
STP-AH10 END CAP	Plastic inserts for standard architectural housings
STP-LOZENGE	Door maglock

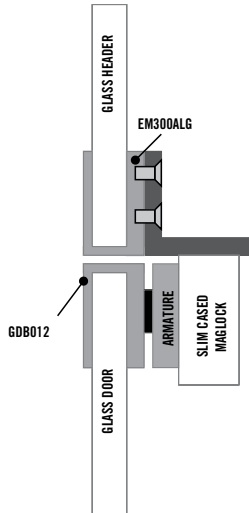
GLASS DOOR SOLUTIONS

- Suitable for 10-14mm glass



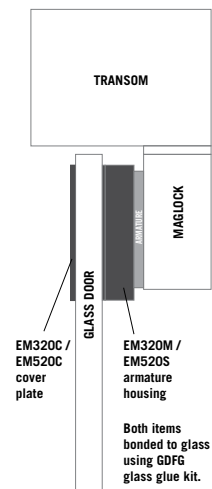
1. FITTING ON AN INWARD OPENING GLASS DOOR AND FRAME

- STP-EM300ZLG, for slim maglocks (see page 5)



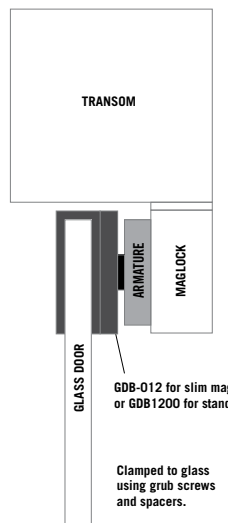
2. FITTING ON AN OUTWARD OPENING GLASS DOOR AND FRAME

- STP-GDB012, saddle for slim maglocks (see page ?)
- STP-EM300ALG, L bracket for slim maglock (see page ?)



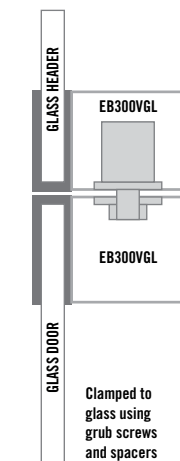
3. FITTING ON A GLASS DOOR WITH NO AIR GAP AND A WOODEN OR METAL FRAME

- STP-EM320M, for slim maglocks (see page 6) use with GDFG
- STP-EM520S, for standard maglocks (see page 10) use with GDFG
- STP-EM320C, cover to improve appearance for slim maglocks (see page 6) use with GDFG
- STP-EM520C, cover to improve appearance for standard maglocks (see page 10) use with GDFG



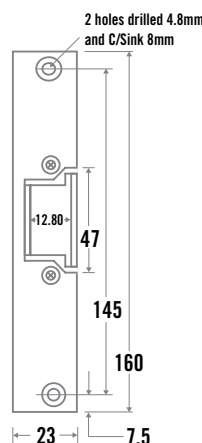
4. FITTING ON A GLASS DOOR WITH A WOODEN OR METAL FRAME

- STP-GDB012, saddle for slim maglocks (see page ?)
- STP-GDB1200, saddle for standard maglocks (see page ??)



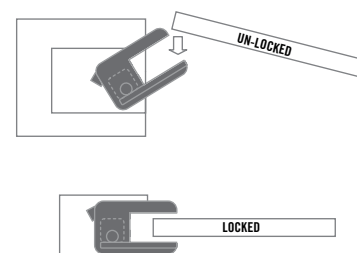
5. FITTING ON A GLASS DOOR AND FRAME

- STP-EB300VGL, solenoid bolt (see page 64)



6. FITTING ON A GLASS DOOR WITH A WOODEN OR METAL FRAME

- STP-GDR - electric release (see page ??)



ADVANCED SECURITY DISTRIBUTION

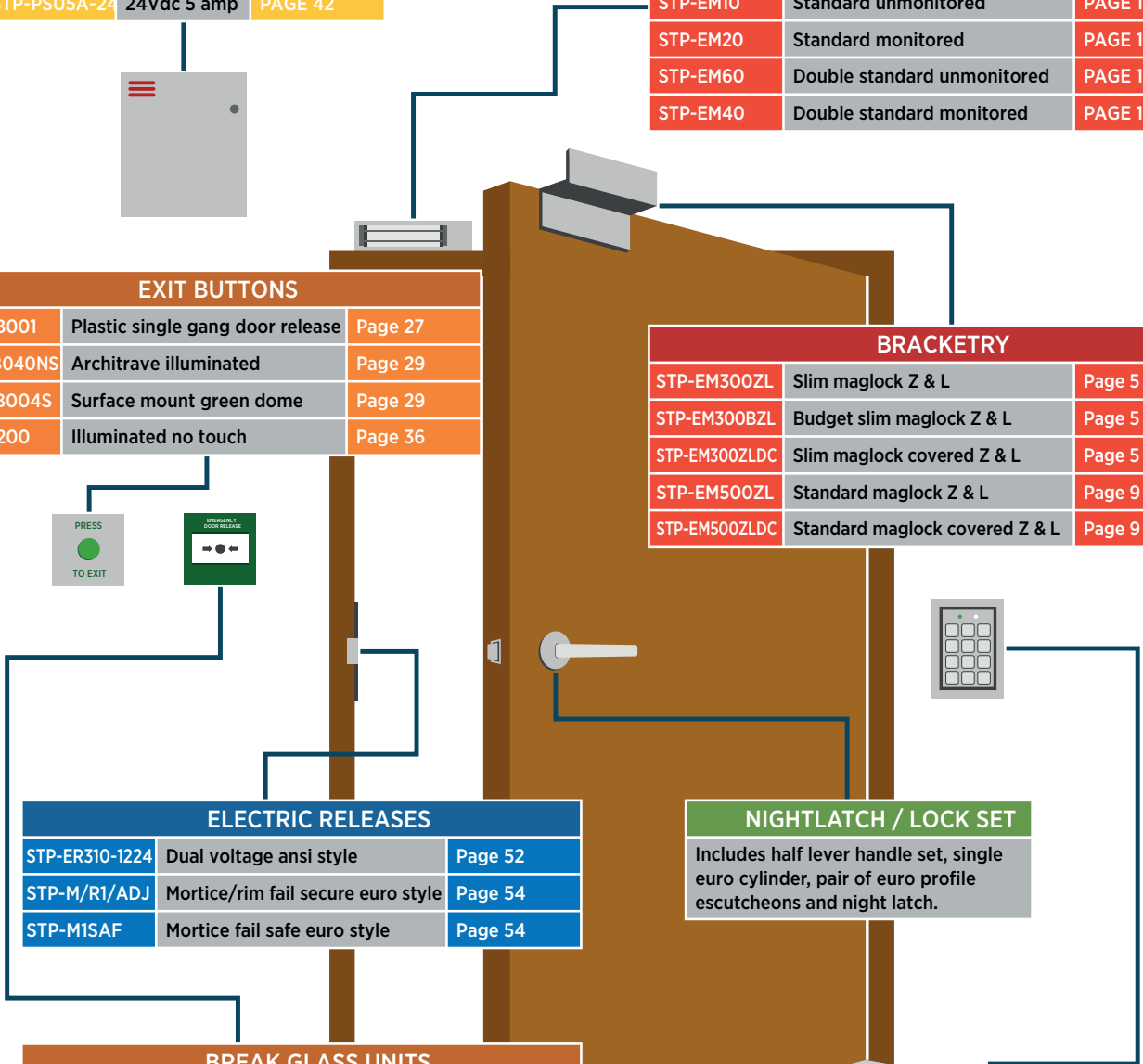
TYPICAL DOOR SETUP

POWER SUPPLIES		
STP-PSU1A-12	12Vdc 1 amp	PAGE 42
STP-POWERBOXV	12Vdc 5 amp	PAGE 42
STP-PSU5A-24	24Vdc 5 amp	PAGE 42

MAGLOCKS		
STP-EM01	Slim unmonitored	PAGE 6
STP-EM02	Slim monitored	PAGE 6
STP-EM04	Double slim unmonitored	PAGE 6
STP-EM05	Double slim monitored	PAGE 6
STP-EM10	Standard unmonitored	PAGE 10
STP-EM20	Standard monitored	PAGE 10
STP-EM60	Double standard unmonitored	PAGE 10
STP-EM40	Double standard monitored	PAGE 10

EXIT BUTTONS		
STP-SPB001	Plastic single gang door release	Page 27
STP-SPB040NS	Architrave illuminated	Page 29
STP-SPB004S	Surface mount green dome	Page 29
STP-NT200	Illuminated no touch	Page 36

BRACKETRY		
STP-EM300ZL	Slim maglock Z & L	Page 5
STP-EM300BZL	Budget slim maglock Z & L	Page 5
STP-EM300ZLDC	Slim maglock covered Z & L	Page 5
STP-EM500ZL	Standard maglock Z & L	Page 9
STP-EM500ZLDC	Standard maglock covered Z & L	Page 9

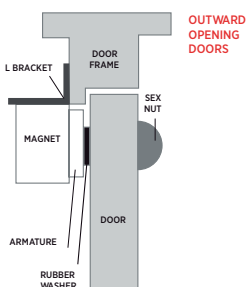


ELECTRIC RELEASES		
STP-ER310-1224	Dual voltage ansi style	Page 52
STP-M/R1/ADJ	Mortice/rim fail secure euro style	Page 54
STP-M1SAF	Mortice fail safe euro style	Page 54

NIGHTLATCH / LOCK SET
Includes half lever handle set, single euro cylinder, pair of euro profile escutcheons and night latch.

BREAK GLASS UNITS		
STP-KGG1SG	Single pole	Page 37
STP-CP22	Double pole resettable	Page 38
STP-CP3	Triple pole with cover	Page 39
STP-CP3-LSRC	Triple pole with LED, sounder	Page 39
STP-KGG300SG-WP	Triple pole weatherproof	Page 38

ACCESS FROM SECURE SIDE		
STP-EASIPROX	Standalone proximity reader	
STP-DG500	Standalone keypad/prox reader	Page 46
STP-PAXTONP50	Paxton reader	
STP-HID-R10ICLASS	HID reader	Page 49




EXIT BUTTONS AND DEVICES

DUAL EXIT BUTTON AND BREAK GLASS UNITS	26
PLASTIC EXIT BUTTONS	27
STAINLESS STEEL EXIT BUTTONS	29
NARROW STYLE EXIT BUTTONS	30
WEATHERPROOF EXIT BUTTONS	32
DISABLED EXIT BUTTONS	33
EXIT SENSORS AND FIREMAN SWITCHES	34
KEY SWITCHES	35
OTHER EXIT DEVICES	36
BREAK GLASS UNITS AND ACCESSORIES	37
STOPPERS	40

ADVANCED SECURITY DISTRIBUTION

DUAL EXIT BUTTON AND BREAK GLASS UNITS



Other combinations are available on request, please contact our sales team for further details.

STP-DU01/KGG1SG	Plastic exit button with single pole break glass
STP-DU03/KGG1SG	25mm stainless steel button with single pole break glass
STP-DU04/KGG1SG	Green dome exit button with single pole break glass
STP-DU01/KGG200SG	Plastic exit button with double pole break glass
STP-DU03/KGG200SG	25mm stainless steel button with double pole break glass
STP-DU04/KGG200SG	Green dome exit button with double pole break glass
STP-DU01/KGG300SG	Plastic exit button with triple pole break glass
STP-DU03/KGG300SG	25mm stainless steel button with triple pole break glass
STP-DU04/KGG300SG	Green dome exit button with triple pole break glass
STP-DU01/CP22	Plastic exit button with double pole resettable break glass
STP-DU03/CP22	25mm stainless steel button with double pole resettable break glass
STP-DU04/CP22	Green dome exit button with double pole resettable break glass

ADVANCED SECURITY DISTRIBUTION

PLASTIC EXIT BUTTONS

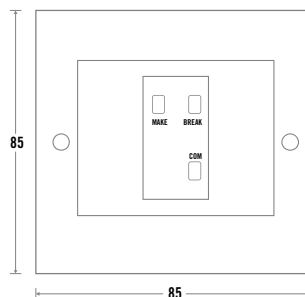
- Single gang
- White plastic
- Custom engraving available
- Surface / flush mount



STP-SPB001

STP-SPB001

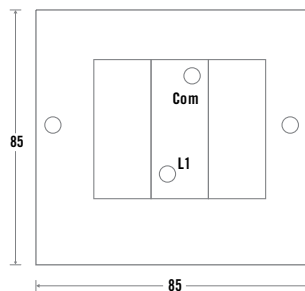
- Narrow style available (see page 28)
- Single pole double throw



STP-SPB001(B)

STP-SPB001(B)

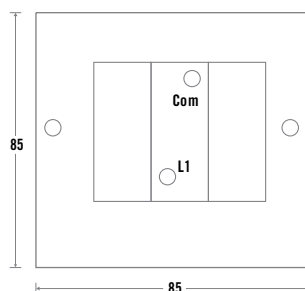
- Budget
- Push to make contacts



STP-DRB001

STP-DRB001

- Push to make contacts
- 45mm wide button



CUSTOM ENGRAVING

We offer a custom engraving service on a number of our plastic buttons. We can do various text sizes and colours, so websites, phone numbers, logos or company names can all be engraved. Please contact us to discuss your requirements.

STP-SPB001	Door release button with single pole double throw contact engraved 'DOOR RELEASE'
STP-SPB001(B)	Budget door release button with push to make contact engraved 'DOOR RELEASE'
STP-DRB001	Door release button push to make contact, wide button engraved 'DOOR RELEASE'

ADVANCED SECURITY DISTRIBUTION

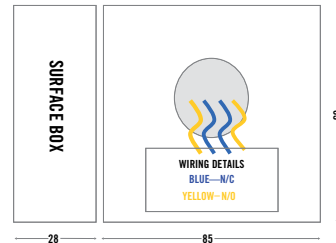
PLASTIC EXIT BUTTONS

- Single gang
- Surface mount



STP-SPB010

- Narrow style available (see page 28)
- 30mm button
- Change over contacts

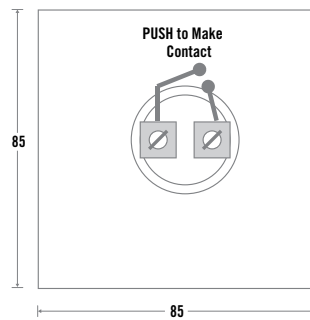


STP-SPB010



STP-SPB-W(S)

- Budget
- Push to make contacts
- Flush option available
- 70mm wide button



STP-SPB-W(S)

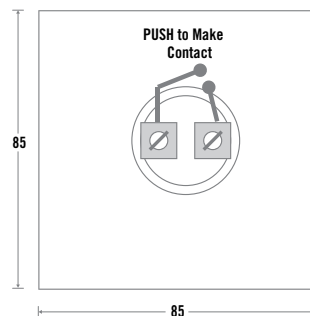


STP-DL09

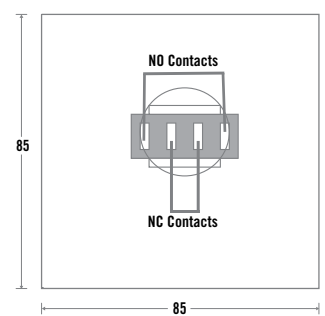
- Single pole
- Stainless steel 19mm button
- Push to make contacts

STP-DL09-DP

- Double pole
- Stainless steel 19mm button
- 30mm depth



DL09



DL09-DP

STP-DL09/STP-DL09-DP

STP-SPB010	Surface mount white plastic green dome button engraved 'DOOR RELEASE'
STP-SPB-W	Budget flush single gang with wide button
STP-SPB-W(S)	Budget surface single gang with wide button
STP-SPB020S	White plastic surface mount disabled button with blue rim (see page 34)
STP-DL09	Door release button stainless steel, push to make contact and engraved green disc 'DOOR RELEASE'
STP-DL09-DP	Door release button stainless steel, with change over contact and engraved green disc 'DOOR RELEASE'

ADVANCED SECURITY DISTRIBUTION

STAINLESS STEEL EXIT BUTTONS

- Stainless steel
- Single gang
- Surface / flush mount



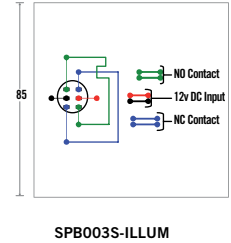
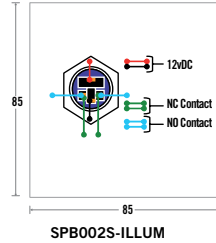
STP-SPB002S-ILLUM

STP-SPB002S-ILLUM

- Permanently illuminated green
- 19mm button
- Change over contacts
- Vandal resistant

STP-SPB003S-ILLUM

- Permanently illuminated green
- 25mm button
- Change over contacts
- Vandal resistant



STP-SPB002S

STP-SPB002S

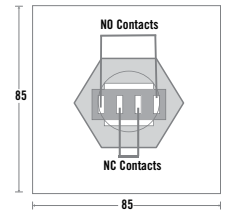
- 19mm button
- Vandal resistant
- Single pole (push to make)

STP-SPB003S

- Change over contacts
- 25mm button
- Vandal resistant

STP-SPB002S-DP

- Change over contacts
- Vandal resistant



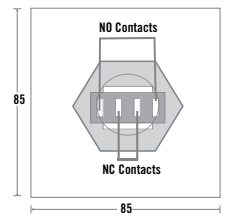
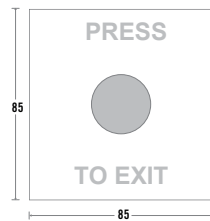
SPB003S



STP-SPB004S

STP-SPB004S

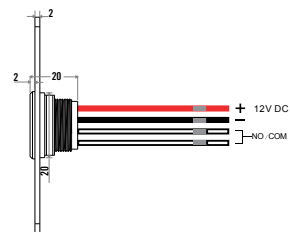
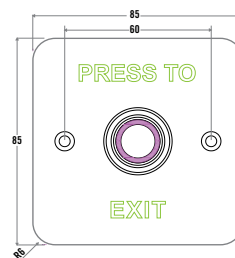
- Change over contacts
- 35mm button
- High impact
- Weatherproof option available (see page 30)



STP-SPB040S

STP-SPB040S

- Piezo switch (no moving parts)
- Stainless steel finish
- Operates with light finger pressure
- Single gang
- Surface mount
- Red illumination in standby mode going green when pushed



STP-SPB002F-ILLUM	Flush mount 19mm vandal resistant illuminated exit button
STP-SPB002S-ILLUM	Surface mount 19mm vandal resistant illuminated exit button
STP-SPB003F-ILLUM	Flush mount 25mm vandal resistant illuminated exit button
STP-SPB003S-ILLUM	Surface mount 25mm vandal resistant illuminated exit button
STP-SPB002F	Flush mount push to make switch, screen printed 'PRESS TO EXIT'
STP-SPB002F-DP	Flush mount double pole, screen printed 'PRESS TO EXIT'
STP-SPB002S	Surface mount push to make switch, screen printed 'PRESS TO EXIT'
STP-SPB002S-DP	Surface mount double pole, screen printed 'PRESS TO EXIT'
STP-SPB003F	Flush mount 25mm button double pole screen printed 'PRESS TO EXIT'
STP-SPB003S	Surface mount 25mm button double pole screen printed 'PRESS TO EXIT'
STP-SPB004F	Flush mount green dome button screen printed 'PRESS TO EXIT'
STP-SPB004S	Surface mount green dome button screen printed 'PRESS TO EXIT'
STP-SPB040F	Illuminated Piezo single gang flush mount exit button
STP-SPB040S	Illuminated Piezo single gang surface mount exit button
STP-SPB-SS	Surface mount aluminium spacer in silver 85mm square
STP-SPB-BSS	Budget flush mount single gang
STP-SPB-BSS-(S)	Budget surface mount single gang

ADVANCED SECURITY DISTRIBUTION

NARROW STYLE EXIT BUTTONS


- Narrow architrave design
- Surface / flush mount



STP-SPB001A

STP-SPB001A

- Custom engraving available
- Single pole double throw contacts



STP-SPB010A

STP-SPB010A

- 25mm button
- Change over contacts



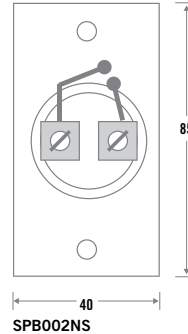
STP-SPB002NS/
STP-SPB002NS-DP

STP-SPB002NS

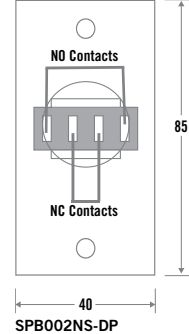
- Push to make contacts
- 19mm button

STP-SPB002NS-DP

- Double pole change over contacts
- 19mm button



SPB002NS



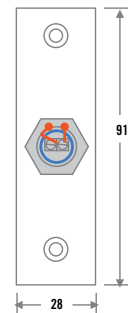
SPB002NS-DP



STP-SPB-SSN

STP-SPB-SSN

- Budget
- Flush
- Push to make contacts
- 17mm button



STP-SPB001A Architrave door release button with single pole double throw contact engraved 'DOOR RELEASE'

STP-SPB010A Surface mount architrave white plastic green dome button engraved 'DOOR RELEASE'

STP-SPB002NF Flush mount narrow style push to make switch screen printed 'PRESS TO EXIT'

STP-SPB002NF-DP Flush mount narrow style with change over contact screen printed 'PRESS TO EXIT'

STP-SPB002NS Surface mount narrow style push to make switch screen printed 'PRESS TO EXIT'

STP-SPB002NS-DP Surface mount narrow style with change over contact screen printed 'PRESS TO EXIT'

STP-SPB-NSS Surface mount aluminium spacer in silver 85mm x 40mm

STP-SPB-SSN Budget flush mount stainless steel narrow exit button

ADVANCED SECURITY DISTRIBUTION

NARROW STYLE EXIT BUTTONS

- Narrow architrave design
- Screen printed "PRESS TO EXIT"
- Stainless steel face plate



STP-SPB003NS

STP-SPB003NS

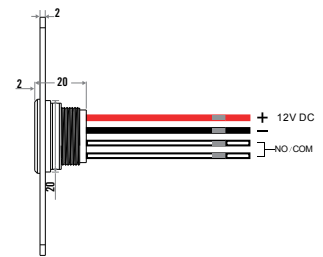
- 22mm stainless steel button
- Vandal resistant
- NO and NC changeover contacts
- Flush mount unit also available (SPB003NF)



STP-SPB040NS

STP-SPB040NS

- Surface mount
- Piezo switch (no moving parts)
- Stainless steel finish
- Operates with light finger pressure
- Narrow architrave style
- Red illumination in standby mode going green when pushed
- Flush mount unit also available (SPB040NF)



STP-SPB004NS

STP-SPB004NS

- High impact green dome button
- NO and NC changeover contacts
- Flush mount unit also available (SPB004NF)



STP-SPB003NF	Narrow style stainless steel 22mm flush mount exit button
STP-SPB003NS	Narrow style stainless steel 22mm surface mount exit button
STP-SPB040NF	Illuminated Piezo narrow flush mount exit button
STP-SPB040NS	Illuminated Piezo narrow surface mount exit button
STP-SPB004NF	Narrow stainless steel green dome flush mount exit button
STP-SPB004NS	Narrow stainless steel green dome surface mount exit button

ADVANCED SECURITY DISTRIBUTION

WEATHERPROOF EXIT BUTTONS

- IP rated
- Suitable for outdoor use
- Surface mount



STP-SPB050

STP-SPB050

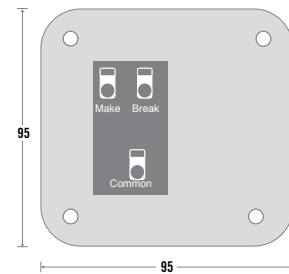
- IP55
- Tough plastic construction (light grey)
- Rocker switch momentary action
- Conduit can be attached easily



STP-MK56408

STP-MK56408

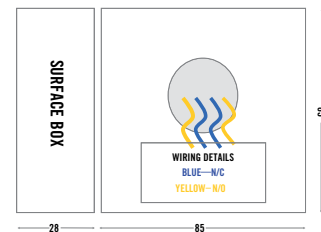
- IP65
- Conduit cable can be run into the back box
- 70mm wide button
- Single pole double throw



STP-SPB008(S)

STP-SPB008(S)

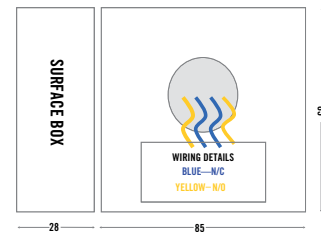
- IP55
- 4Amps @ 30Vac/dc
- 85mm button
- Change over contacts (NO and NC)



STP-SPB004S(W)

STP-SPB004S(W)

- IP66
- 4Amps @ 30Vac/dc
- Finger guard
- Change over contacts (NO and NC)



TIP TIP What is an IP rating? An IP rating confirms the level of ingress protection a button or switch has. The 1st digit represents the protection against solid objects and the 2nd digit represents the protection against fluids.

STP-SPB050	Weatherproof surface mount plastic exit button
STP-MK56408	Plastic exit button
STP-SPB008	Weatherproof flush mount 85mm green exit button
STP-SPB008(S)	Weatherproof surface mount 85mm green exit button
STP-SPB004F(W)	Weatherproof flush mount green dome exit button with finger guard
STP-SPB004S(W)	Weatherproof surface mount green dome exit button with finger guard and green back box

ADVANCED SECURITY DISTRIBUTION

DISABLED EXIT BUTTONS

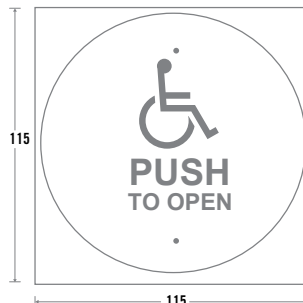
- Supplied with surface back box
- DDA compliant



STP-CM-41/4

STP-CM-41/4

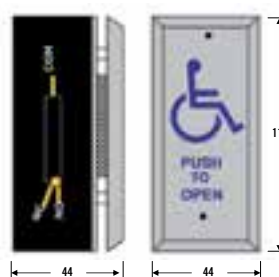
- 7 Amps @ 30Vac/dc
- ABS plastic back box
- 110mm button
- Single pole double throw
- Surface mount only



STP-SPB002ND

STP-SPB002ND

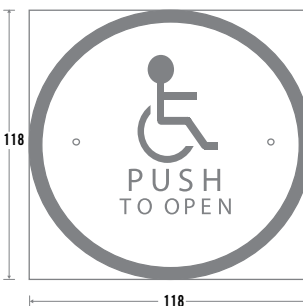
- Architrave
- 3 Amps @ 30Vac/dc
- ABS plastic back box
- Single pole double throw
- Surface mount only



STP-SPB009

STP-SPB009

- Weatherproof (IP55)
- Double pole change over contacts
- ABS plastic back box
- Blue plastic rim
- Metal back box available (SPB009 back box)
- 85mm button
- Can be flush mounted using 35mm single gang back box



STP-SPB020S

STP-SPB020S

- Budget
- 4 Amps @ 30Vac/dc
- Double pole change over contacts
- Surface mount
- 85mm button



STP-CM-41/4	4" round switch with disabled logo engraved 'PUSH TO OPEN'
STP-SPB002ND	Narrow style surface mount stainless steel plate with door release button and change over contact
STP-SPB009	Weatherproof stainless steel exit button with blue rim
STP-SPB009	BACK BOX Metal back box for SPB009
STP-SPB020S	White plastic surface mount disabled button with blue rim

ADVANCED SECURITY DISTRIBUTION

EXIT SENSORS AND FIREMAN SWITCHES

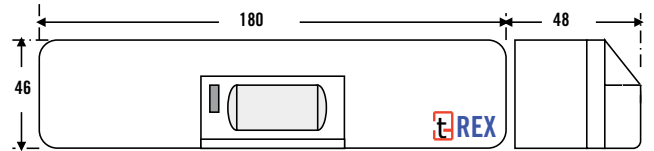
- IP rated
- Suitable for outdoor use
- Surface mount



STP-T-REX

STP-T-REX

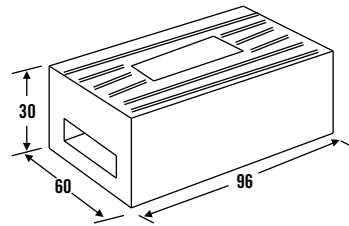
- Passive infrared exit sensor
- Range 1m
- 45" adjustment



STP-RECEIV1

STP-RECEIV1

- Receiver
- Includes 3 transmitters
- 12Vdc
- 1 channel



STP-FS/DK

STP-FS/DK

- Fireman switch drop key unit
- Flush mount
- 155mm x 125mm
- Surface mount version available (FS/DK/S)



STP-FSK/DK

STP-FSK/DK

- Key for FS range

STP-T-REX	T-REX passive infrared exit detector
STP-RECEIV1	Receiver for remote access
STP-FS/DK	Flush mount fireman switch drop key unit
STP-FS/DK/S	Surface mount fireman switch drop key unit
STP-FSK/DK	Key for fireman switch drop unit

ADVANCED SECURITY DISTRIBUTION

KEY SWITCHES

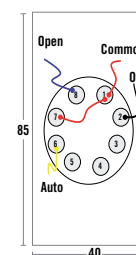
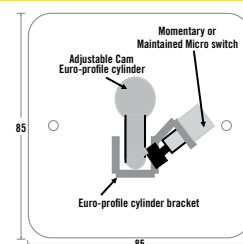
- Suitable for Euro key switches
- Standard call point size
- Additional keys available
- Keyed alike option available
- Flush option available



STP-KS/EURO/S/MO

- Euro profile
- Momentary or maintained options available
- Double pole option available upon request
- Surface mount
- Cylinder not included (order code EVVACYL)
- Stainless steel

TIP Momentary contact can only stay in position when the key is held. Maintained allows you to remove the key in contact position.



STP-KS-3S

- 3 position key switch
- Flush option available
- White face plate
- Keyed alike
- Maintained



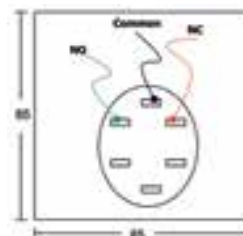
STP-FS/DK

- Maintained
- Latching on/off operation
- Key removal in both positions
- Supplied with 2 keys
- N/O-N/C contacts > 1 million operations
- Voltage free contacts
- High impact plastic box
- Etched 'ON'-'OFF' legend
- Security screws (Allen key type)
- Momentary version available (KS-2SMO)



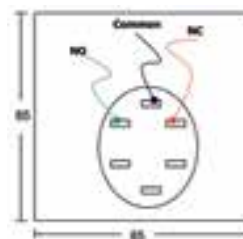
STP-KGG1SG-KS

- Surface mount
- 2 position key switch
- Same as standard break glass units
- Also available in red
- Double pole double throw
- Keyed alike
- Maintained



STP-KS-2S

- Surface mount
- 2 position key switch
- Plastic
- Double pole double throw
- Keyed alike
- Maintained



STP-KS/EURO/F/MO Stainless steel euro profile key switch flush fitting momentary

STP-KS/EURO/F/MA Stainless steel euro profile key switch flush fitting maintained

STP-KS/EURO/S/MO Stainless steel euro profile key switch surface fitting momentary

STP-KS/EURO/S/MA Stainless steel euro profile key switch surface fitting maintained

STP-EVVACYL Euro profile cylinder with 3 keys

STP-KS-2SMO Momentary surface key switch with 2 keys

STP-KS-2SB Maintained surface key switch with 2 keys

STP-KS-3F Flush fitting architrave 3 position key switch with 2 keys

STP-KS-3S Surface fitting architrave 3 position key switch with 2 keys

STP-KS-2S Single gang 2 position key switch with 2 keys

STP-KGG1SG-KS Key switch enclosed in a green break glass unit with 2 keys

ADVANCED SECURITY DISTRIBUTION

OTHER EXIT DEVICES



STP-NT100

STP-NT100

- Illuminated round red and green changing LED
- Infrared No Touch button
- Single gang stainless steel back plate
- 12Vdc
- Single pole double throw
- Flush mount

STP-NT-IP68-W / STP-NT-IP-68/B



STP-NT200



STP-NT200/STP-NT200S

- Illuminated round red and green changing LED
- Infrared No Touch button
- Single gang stainless steel back plate
- Adjustable proximity range
- Adjustable door opening period (0.5-20 seconds) or toggle mode
- Adjustable LED colour change
- 12/24Vdc
- Flush mount
- Single pole double throw
- Surface mount option available (add SPB/SS back box)
- IP65 (sensor unit only)
- Surface mount option available



STP-NT200-NF

STP-NT200-NF/STP-NT200-NS

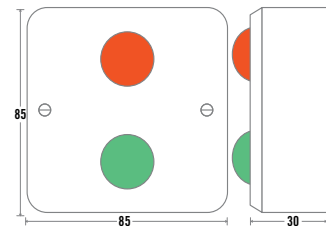
- Illuminated halo normally red, going green when activated
- Infrared proximity sensor
- Narrow stainless steel back plate, screen printed 'DOOR RELEASE'
- Adjustable proximity range
- Adjustable door opening period (0.5-20 seconds) or toggle mode
- Flush mount
- IP65 (sensor unit only)



STP-TLM200

STP-TLM200

- Traffic light
- Used as visual indication whether door is locked or unlocked
- 12Vdc

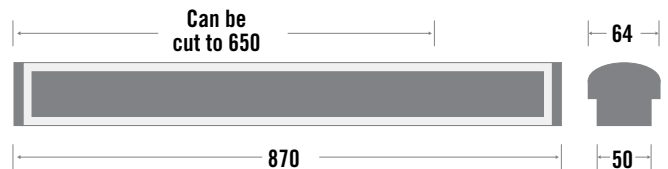


STP-MSPB



STP-MSPB

- Micro switched panic bar
- SAA finish
- Double pole double throw switch
- Available in other colours on request
- Can be cut to length on site



STP-NT100	Flush mount infrared no touch button with illuminated red and green changing LED
STP-NT200	Flush mount infrared no touch button with adjustable proximity range
STP-NT200-NF	Narrow style no touch flush exit button
STP-NT200-NS	Narrow style no touch surface mount exit button
STP-TLM200	Surface plastic traffic light
STP-MSPB	Micro switched panic bar in SAA finish
STP-BTS100	Surface mount 12/24Vdc touch sensitive switch

ADVANCED SECURITY DISTRIBUTION

BREAK GLASS UNITS

- Single gang
- Can be fitted with sounder or buzzer
- For accessories see page ??



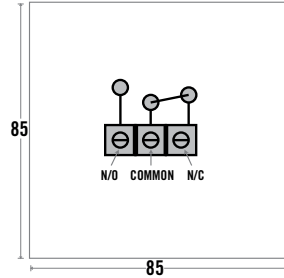
**STP-KGG1SG/
STP-KGG200SG**

STP-KGG1SG

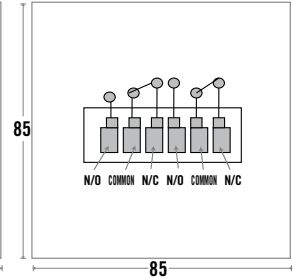
- Single pole
- Hinged protective cover available (MX03)
- Reset key (KGG-KEY) and replacement glass (KGGGLASS) available

STP-KGG200SG

- Double pole
- Hinged protective cover available (MX03)
- Reset key (KGG-KEY) and replacement glass (KGGGLASS) available



KGG1SG



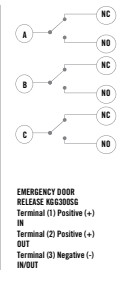
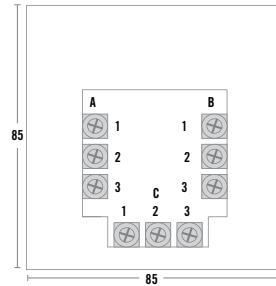
KGG200SG



STP-KGG300SG

STP-KGG300SG

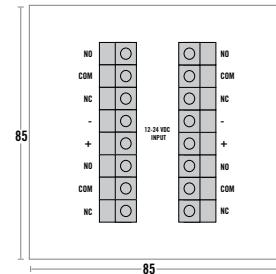
- Triple pole
- Hinged protective cover available (MX03-KGG300SG)
- Resettable element available (MX04)
- Replacement plastic available (MX05)
- Weatherproof option available (KGG300SG-WP)



STP-KGG400SG

STP-KGG400SG

- Quadruple pole
- Includes hinged cover
- Reset key (KGG400SG-KEY) and replacement plastic (KGG400-PLASTIC) available



STP-CP3

STP-CP3

- Triple pole
- Resettable
- Protective cover supplied as standard
- Single gang
- Surface mount



STP-CP3-LSRC

STP-CP3-LSRC

- Triple pole
- Resettable
- Power 12/24Vdc
- Protective cover supplied as standard
- Single gang
- Adjustable sounder
- Adjustable LED's
- Surface mount

STP-KGG1SG	Surface mount single pole
STP-KGG200SG	Surface mount double pole
STP-KGG300SG	Surface mount triple pole
STP-KGG400SG	Surface mount quadruple pole including hinged protective cover
STP-KGG300SG-LSRC	Surface mount resettable triple pole with LED, sounder and protective cover
STP-CP3	Triple pole surface green resettable break glass
STP-CP3-LSRC	Triple pole surface green resettable break glass with LED, sounder and protective cover

ADVANCED SECURITY DISTRIBUTION

BREAK GLASS UNITS

- Surface mount



**STP-BGU1/
STP-BGU1G**

STP-BGU1

- White
- Resettable
- Single pole
- Available in double pole on request

STP-BGU1G

- Green
- Resettable
- Single pole
- Available in double pole on request



STP-CP22

STP-CP22

- Double pole
- Resettable
- Yellow drop down flag indicating activation



**STP-WWG7-2001/
STP-WWG7-220G**

STP-WWG7-2001

- Single pole
- Weatherproof (IP66)
- Resettable element (PS210) and protective cover (PS200) available

STP-WWG7-220G

- Double pole
- Weatherproof (IP66)
- Resettable element (PS210) and protective cover (PS200) available



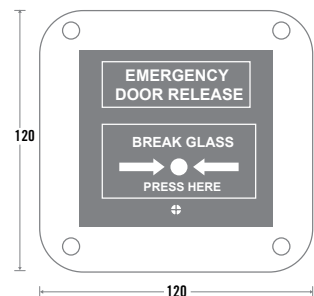
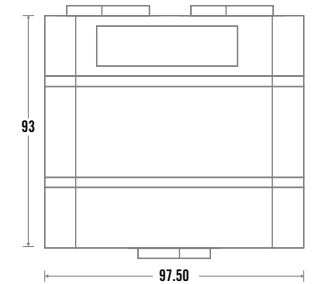
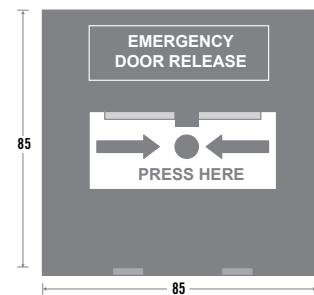
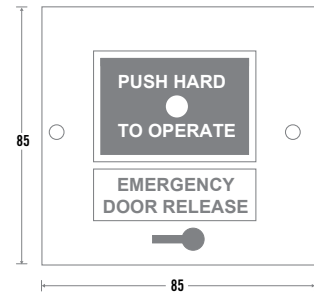
**STP-WWG7-2001(M)/
STP-WWG7-220G(M)/
STP-KGG300SG-WP**

STP-WWG7-2001(M)

- Single pole
- Weatherproof (IP67)
- Resettable element (MX04E) and protective cover (MX03-KGG300SG) available

STP-WWG7-220G(M)

- Double pole
- Weatherproof (IP67)
- Resettable element (MX04E) and protective cover (MX03-KGG300SG) available



STP-BGU1	Resettable white surface mount single pole
STP-BGU1G	Resettable green surface mount single pole
STP-BG-KEY	Reset key for BGU units
STP-BGUCOVER	Cover for BGU range
STP-CP22	Resettable green surface mount double pole with yellow drop down flag
STP-CP22-KEY	Reset key for CP22
STP-WWG7-2001	External rated single pole - square edge
STP-WWG7-220G	External rated double pole - square edge
STP-WWG7-2001(M)	External rated single pole
STP-WWG7-220G (M)	External rated double pole
STP-KGG300SG-WP	External rated triple pole (IP67)


ADVANCED SECURITY DISTRIBUTION

BREAK GLASS UNIT ACCESSORIES



STP-KGGGLASS

- Replacement glass for KGG1SG and KGG200SG



STP-MX05

- Replacement plastic (breaks like glass) for KGG300SG

STP-KGGGLASS



STP-MX03

- Plastic cover for KGG1SG, KGG200SG and CP22
- A different cover (MX03-KGG300SG) required for triple pole



STP-BG-KEY

- Reset key for BGU units

STP-MX03



STP-KGG-KEY


- Reset key for KGG1SG and KGG200SG



STP-CP22-KEY

- Reset key for CP22

STP-KGG-KEY



STP-MX04

- Resettable element for KGG300SG MX04E
- Resettable plastic element for WWG7-2001(M), WWG7-220G(M) and KGG300SG-WP



STP-CP3-KEY

- Reset key for CP3 and CP3-LSRC

STP-MX04/MX04E

STP-KGGGLASS	Replacement glass for KGG1SG and KGG200SG
STP-KGG400SG-PLASTIC	Replacement plastic for KGG400SG
STP-MX05	Replacement plastic for KGG300SG
STP-MX03	Plastic cover for KGG1SG, KGG200SG and CP22
STP-MX03-KGG300SG	Plastic cover for KGG300SG
STP-PS200	Plastic cover for WWG7-2001 and WWG7-220G
STP-PS210	Resettable element for WWG7-2001 and WWG7-220G
STP-KGG-KEY	Reset key for KGG1SG and KGG200SG
STP-KGG400SG-KEY	Reset key for KGG400SG
STP-MX04	Resettable plastic element for KGG300SG
STP-MX04E	Resettable plastic element for WWG7-2001(M), WWG7-220G(M) and KGG300SG-WP
STP-BG-KEY	Reset key for BGU units
STP-CP22-KEY	Reset key for CP22
STP-MX01	Reset key for KGG300SG
STP-CP3-KEY	Reset key for CP3 and CP3-LSRC

ADVANCED SECURITY DISTRIBUTION

STOPPERS

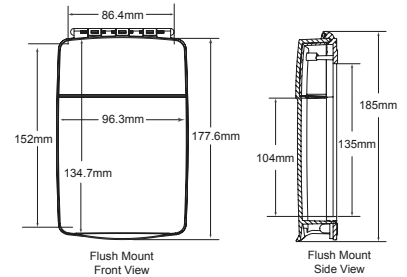
- Suitable for access control and fire break glass units
- Prevent tamper/misuse
- Protect against accidental damage



STP-EUROSTOPPER

STP-EUROSTOPPER

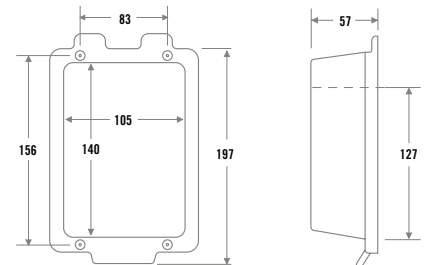
- Stopper kit for flush installations (for indoor use)
- Ideal for tamper/misuse prevention
- Tough, clear polycarbonate construction
- Includes two plastic inserts (Green and Red) with printed legend
- Break seal included
- Multi-lingual self-adhesive labels included
- Glow in the dark side strips help users find the device in the dark
- Optional sounder module available (ref. EUROSOUNDER)



STP-WSTOPPER

STP-WSTOPPER

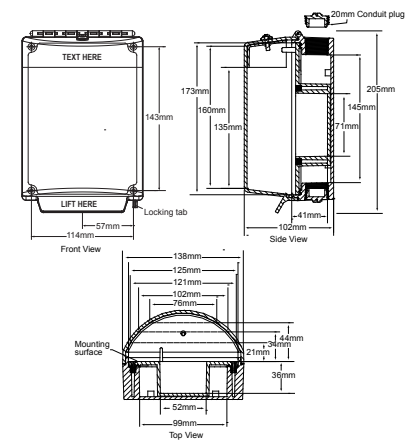
- Weatherproof
- Used for anti-tamper
- Flush
- Available in Red or Green, please specify R or G when ordering



STP-ENVIROSTOPPER

STP-ENVIROSTOPPER

- Ideal for tamper/misuse prevention
- Tough, clear polycarbonate cover (IP56) and back box (IP66)
- Alarmed sounder option available
- When cover closed overall IP rating IP56
- Ideal for wash down areas and saline atmospheres
- Available in Red or Green please specify R or G when ordering



STP-EXITSTOPPER

STP-EXITSTOPPER

- Alerts attention to the use of emergency exit doors
- Provides a visible deterrent to prevent theft
- 95dB alarm (battery operated)
- Key override facility
- Dimensions: 136mm(L) x 136mm(W) x 50mm(D)

STP-EUROSTOPPER	Flush mount Euro stopper with break seal
STP-EUROSOUNDER	96dB alarmed sounder module for the EUROSTOPPER
STP-EUROSTOPPERSPACE32	32mm spacer for the EUROSTOPPER
STP-EUROSTOPPERSPACE50	50mm spacer for the EUROSTOPPER
STP-WSTOPPER*	Flush mount weatherproof stopper
STP-STOPPERSPACE30	30mm spacer for the WSTOPPER
STP-STOPPERSPACE50	50mm spacer for the WSTOPPER
STP-ENVIROSTOPPER	IP66/56 Enviro stopper
STP-EXITSTOPPER	Emergency exit door alarm (for single door)



ADVANCED SECURITY DISTRIBUTION

POWER SUPPLIES

POWER SUPPLIES	42
BATTERIES AND CCTV POWER SUPPLIES	43
PCB BOARDS	44

ADVANCED SECURITY DISTRIBUTION

POWER SUPPLIES

- Boxed power supply
- Available in 12/24Vdc
- Metal hinged box
- Large boxed power supplies allow battery back up



STP-PSU1A-12

STP-PSU1A-12

STP-PSU2A-12

STP-PSU3A-12

- Lockable
- Includes 2 keys
- 225(H) x 195(W) x 80(D)mm
- LED indicators
- Available in 1 to 5 amp 12Vdc



STP-POWERBOXV

STP-POWERBOXV

- Lockable
- Includes 2 keys
- 225(H) x 195(W) x 80(D)mm
- LED indicators
- 12v 5amp



STP-PAXBOX

STP-PAXBOX

- Lockable
- Includes 2 keys
- 420(H) x 400(W) x 85(D)mm
- LED indicators



(Battery and controller not included)

STP-PSU1A-12	12Vdc 1 amp boxed power supply
STP-PSU2A-12	12Vdc 2 amp 225(H) x 195(W) x 80(D)mm boxed power supply
STP-PSU3A-12	12Vdc 3 amp 225(H) x 195(W) x 80(D)mm boxed power supply
STP-PSU5A-12	12Vdc 5 amp multi-indicator boxed power supply
STP-POWERBOXV	12Vdc 5 amp multi-indicator 225(H) x 195(W) x 80(D)mm small boxed power supply
STP-PAXBOX	12Vdc 5 amp multi-indicator 420(H) x 400(W) x 85(D)mm boxed power supply
STP-PSU3A-24	24Vdc 3 amp multi-indicator 420(H) x 400(W) x 85(D)mm boxed power supply
STP-PSU5A-24	24Vdc 5 amp multi-indicator 420(H) x 400(W) x 85(D)mm boxed power supply

ADVANCED SECURITY DISTRIBUTION

**BATTERIES AND CCTV
POWER SUPPLIES**



ALL YUASA BATTERIES
AVAILABLE

STP-BAT7



STP-CP1210



STP-CP1240/4

STP-BAT7	7.0 amp hour rechargeable battery
STP-CP1210	CCTV power supply 12Vdc 1 amp regulated and encapsulated
STP-CP1240/4	12Vdc 4 amp 4 x 1 amp individual fused outputs
STP-CP1240/8	12Vdc 4 amp 8 x 0.5 amp individual fused outputs
STP-4WAY	4 individual fused 1 amp outputs (see page 42)
STP-8WAY	8 individual fused 0.5 amp outputs (see page 42)

ADVANCED SECURITY DISTRIBUTION


PCB BOARDS



STP-DRB-200

STP-DRB-200


- Double pole relay board
- 12-28Vac/dc
- 52(H) x 67(W)mm



STP-ILM-100

STP-ILM-100


- 2 door interlock board
- 4 door option available



STP-SM-1228

STP-SM-1228

- Voltage reducing unit
- Reduces voltage from up to 28Vdc to 12Vdc



STP-TIMER BOARD

STP-TIMER BOARD


- 2-25 second setting
- 12Vac/dc
- 59(H) x 74(W)mm



STP-FRM-100

STP-FRM-100

- 24V fire relay module



STP-8WAY

STP-8WAY

- 8 individual fused 0.5 amp output

STP-4WAY

- 4 individual fused 1 amp output available

STP-DRB-200	12-28Vac/dc double pole relay board (very handy little relay)
STP-SM-1228	Voltage reducing unit up to 28Vdc down to 12Vdc output
STP-FRM-100	24 volt fire relay module
STP-ILM-100	2 door interlock board
STP-TIMER BOARD	Timer board 12Vac/dc from 2-25 seconds
STP-8WAY	8 individual fused 0.5 amp outputs
STP-4WAY	4 individual fused 1 amp outputs

ACCESS CONTROL AND DOOR ENTRY

KEYPADS	46
MF/EM CARDS AND FOBS	47
CARD ACCESSORIES	48
HID READERS AND ACCESSORIES	49
INDUSTRY JARGON	50

ADVANCED SECURITY DISTRIBUTION

KEYPADS

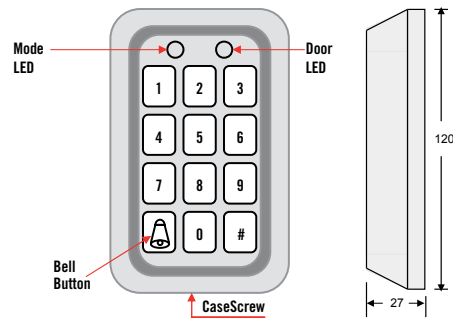
- Back lit keys
- Weatherproof
- LED indication
- Surface mount



STP-DG500

STP-DG500

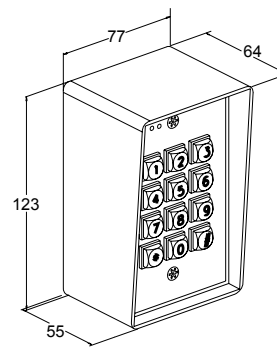
- Built in prox reader
- Uses EM cards and tags/fobs
- IP65
- 12Vdc
- Includes 5 cards
- 2 relays
- Latching/non-latching relay
- Up to 500 users
- Audio keys



STP-DG15LD

STP-DG15LD

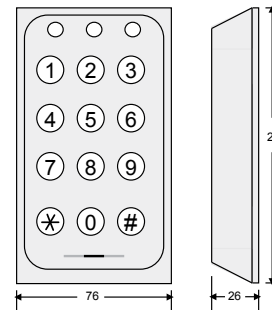
- 12Vdc
- 2 relays
- Up to 21 codes
- Audio keys
- IP65
- Latching/non-latching relay



STP-DG35

STP-DG35

- 2 relays
- 12-24Vac/dc
- Up to 80 user codes on each relay
- Latching/non-latching relay
- IP67 – potted back case
- Audio keys



STP-MF1000VRS-A-N

STP-MF1000VRS-A-N

- Up to 2000 users
- Uses MF cards and tags/fobs
- PIN or card/fob operation
- Illuminated keypad (blue)
- Vandal resistant
- Weatherproof (IP68)
- Tamper alarm
- LED status indication
- Standalone relay output
- Alarm for 'door left open'

STP-DG500	Digital keypad and proximity reader with back lit keys 500 user codes
STP-DG500-TAG	Tag/fob for DG500
STP-DG500-CARD	Card for DG500
STP-DG15LD	Surface mount with metal buttons 2 relays 21 user codes 12Vdc with LED
STP-DG35	Weatherproof ac/dc keypad, 160 codes non-latching and latching, potted and back lit keys
STP-MF100VRS-A-N	Standalone vandal resistant narrow MF reader

ADVANCED SECURITY DISTRIBUTION

MF/EM CARDS AND FOBS

- Cards and tags can be custom printed upon request



STP-1K MF ISO CARD / STP-4K MF ISO CARD

STP-1K MF ISO CARD

- ISO card printable
- White colour
- 1K

STP-4K MF ISO CARD

- ISO card printable
- White colour
- 4K



STP-1K MF ISO CARD / STP-4K MF ISO CARD

STP-EM ISO CARD

- ISO card printable
- White colour
- Numbered



STP-1K MF BLUE FOB

STP-1K MF FOB (BLUE)

- Blue colour
- 1K



STP-1K MF ISO DUO PROX / STP-4K MF ISO DUO PROX

STP-EM CLAM SHELL CARD

- Numbered
- White colour



STP-4K MF BLACK FOB

STP-4K MF FOB (BLACK)

- Black colour
- 4K



STP-COLOURED EM FOBS

STP-COLOURED EM FOBS

- Numbered
- Please specify colour at time of ordering
- Four colours - Red, Yellow, Blue, Grey



STP-1K MF ADHESIVE STP-PROXIMITY DEVICE

STP-1K MF ADHESIVE PROXIMITY DEVICE

- Used to convert cards to MF format
- White colour
- 1K
- Adhesive backing



STP-EM ADHESIVE PROXIMITY DEVICE

STP-EM ADHESIVE PROXIMITY DEVICE

- White colour
- Adhesive backing
- Used to convert cards to EM format

STP-1K MF ISO CARD	Printable white colour
STP-4K MF ISO CARD	Printable white colour
STP-1K MF ISO DUO	PROX HiCo mag stripe, printable white colour
STP-4K MF ISO DUO PROX	HiCo mag stripe, printable white colour
STP-1K MF FOB	Blue 1K MF fob
STP-4K MF FOB	Black 4K MF fob
STP-1K MF PROX DEVICE	Adhesive backing, white colour
STP-EM ISO CARD	ISO printable card, white colour, numbered
STP-EM CLAM SHELL CARD	Numbered white card
STP-COLOURED EM FOBS	Numbered four colours (Red, Yellow, Blue, Grey)
STP-EM PROXIMITY DEVICE	Adhesive backing white colour

ADVANCED SECURITY DISTRIBUTION

CARD ACCESSORIES

- Keep cards readily to hand
- Minimise card loss/theft



STP-CARDREEL

STP-CARDREEL

- Pack of 50 blue carabineer card reel
- 80cm cord control
- Card reel rotates 360 degrees
- Plastic strap clip



STP-CARDHOLDER

STP-CARDHOLDER

- Transparent card holder with thumb slot for easy removal and insertion of card
- Retention clip ensures that the card does not fall out of the holder during normal use
- Can be used with badge clip, metal bead chain, lanyard or badge reel
- Supplied in pack of 100



STP-LANYARD-BLACK

STP-LANYARD-BLACK

- Deluxe black 10mm polyester lanyards with safety breakaway and metal lobster clip attachment
- Supplied in pack of 100
- Breakaway attachment allows for added safety by breaking loose when pulled or caught up in machinery
- Easily reconnected after breaking loose.
- Ideal for displaying ID cards, visitor passes or attaching other items such as mobile phones, whistles, USB memory sticks etc



STP-P-MAG-3300-0001

STP-P-MAG-3300-0001

- Robust, durable and reliable, the Magicard 300 is perfect for schools, colleges and medium sized businesses that print up to 10,000 cards per year.
- When it comes to secure and reliable ID card printing, you can trust the Magicard 300 to deliver.

STP-CARDREEL	Blue carabineer card reel with strap clip - pack of 50
STP-CARDHOLDER	Enclosed rigid card holder landscape - pack of 100
STP-LANYARD-BLACK	Black lanyard with breakaway and metal lobster clip - pack of 100
STP-P-MAG-3300-0001	ID Card Printer (Dual-Sided) double sided ID printer

ADVANCED SECURITY DISTRIBUTION

HID READERS AND ACCESSORIES

- Surface mount
- 12Vdc
- Full Signo range available
- Weatherproof



STP-HID-20NKS-00-000000

STP-HID-20NKS-00-000000

- Sleek, upscale design
- Easy to upgrade and manage
- Fully compatible with HID Reader Manager
- Pigtail Connection



STP-HID-40NKS-00-000000

STP-HID-40NKS-00-000000


- Flush mounting enabled with new terminal block wiring
- Intelligent Energy Saving Mode to reduce energy consumption when reader is at rest
- Fully compatible with HID Reader Manager
- Pigtail Connection



STP-HID-2050FOB

STP-HID-2050FOB

- Blue colour



STP-HID-1386CARD

STP-HID-1386CARD

- ISO card printable
- White colour

STP-HID-20NKS-00-000000	HID® Signo™ 20 Reader - Pigtail Connection
STP-HID-40NKS-00-000000	HID® Signo™ 40 Reader - Pigtail Connection
STP-HID-2050	FOB iClass key II fob
STP-HID-1386	CARD ISOProx II card
STP-HID-2000	CARD iClass white proximity card, ISO card printable
STP-HID-1346	FOB ProxKey III keyfob, blue colour

INDUSTRY JARGON

FAIL SAFE (FAIL UNLOCKED)

When the power is cut the door will open, so will be in a "safe" or "unlocked" state. Normally required on exit routes, all magnetic locks are fail safe.

FAIL SECURE (FAIL LOCKED)

When the power is cut the door will remain shut, so will be "secure" or "locked". This means the lock will only open when power is supplied. Often used with door entry systems when a short surge of power is applied, this is when a buzzing noise is sometimes heard, particularly with AC electric releases/strikes.

LOCK MONITORING (MAGNETIC LOCKS)

When the armature of the magnetic lock is locked to the face of the magnet a sensor will give a relay output thus sending a signal to show that the door is locked. This is normally used for 'door forced' access control monitoring.

LOCK MONITORING (ELECTRIC RELEASES/STRIKES)

A switch inside the lock is pushed in by the door latch when the door is closed, this is also normally used for 'door forced' access control monitoring.

DOOR STATUS MONITORING

This monitoring allows you to monitor the open or closed status of the door without power having to be applied to the lock. A reed switch inside the maglock is activated by a small permanent magnet that's fitted to the end of the armature plate. It saves on installation time because no additional door contacts require fitting. N.B. Door status monitoring does not monitor whether the door is locked.

DOUBLE POLE, TRIPLE POLE, ETC

Often used to describe break glasses and exit buttons it just tells you how many independent switches the device has. Each switch (or pole) can be used to switch different things, like the +ve and -ve power feed, or used for monitoring.

DUAL VOLTAGE

Dual voltage devices can accept a choice of input voltages (e.g. 12V or 24V). There is usually a setting on the device that needs to be selected, or a wiring procedure that needs to be followed for the required voltage. Maglocks often use jumper settings to select the input voltage.

KEYED ALIKE

This means that multiple cylinders will work using the same key.

KEYED TO DIFFER

This means multiple cylinders will each have a different key.

MOMENTARY

Often used to describe key switches and exit buttons, it means the key, or button, has to be manually held in position for the switch to activate. A momentary contact is spring loaded so it always returns to the default position.

MAINTAINED

Often used to describe key switches and exit buttons, it means that once the switch has been operated it stays on until it is operated again. A maintained key switch normally allows you to remove the key in both the ON and OFF position.

IP RATING

An IP rating confirms the level of ingress protection a particular device has. The 1st digit represents the protection against solid objects (such as dust) and the 2nd digit represents the protection against fluids (such as water). Most commonly used to ensure equipment is suitable for a certain environment (e.g. for outdoor use).

ELECTRIC LOCKING DEVICES

ANSI STYLE RELEASES AND ACCESSORIES	52
EURO STYLE RELEASES	54
SOLENOID BOLTS	55
MICRO SOLENOID BOLTS	57
ELECTRIC LOCKS	58
SPECIAL RELEASES	59
ABLOY ELECTRIC LOCKING	60

ADVANCED SECURITY DISTRIBUTION

ANSI STYLE RELEASES

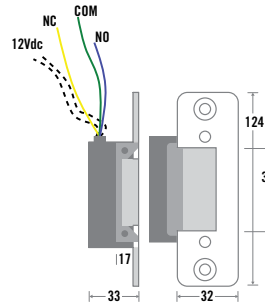
- ANSI style release
- Switchable fail safe/fail secure
- Lip extensions available 25mm and 50mm
- Reversible
- 12Vdc current consumption with 250mAmp current draw
- 24Vdc current consumption with 150mAmp current draw



STP-ER310S

STP-ER310S

- 12Vdc
- Short face plate
- Monitored option available
- 24Vdc option available
- Suitable for metal doors



STP-GK1800-2P

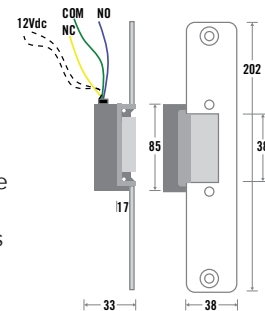
- STP version universal release



STP-ER310L

STP-ER310L

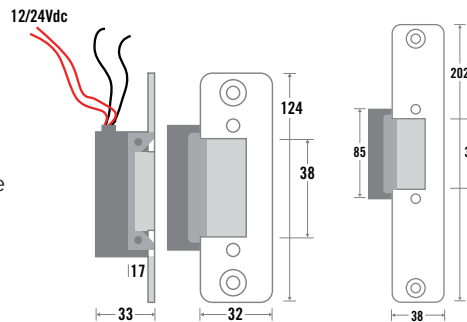
- 12Vdc
- Long face plate
- Monitored option available
- 24Vdc option available
- Suitable for wooden doors



STP-ER310-1224

STP-ER310-1224

- Universal
- 12/24Vdc
- Long and short face plate provided



FAIL SECURE SETTING



FAIL SAFE SETTING



STP-ER310S	Short faceplate release for metal door 12Vdc
STP-ER310SM	Short faceplate release for metal door 12Vdc monitored
STP-ER310S-24	Short faceplate release for metal door 24Vdc
STP-ER310SM-24	Short faceplate release for metal door 24Vdc monitored
STP-ER310L	Long faceplate release for wooden door 12Vdc
STP-ER310LM	Long faceplate release for wooden door 12Vdc monitored
STP-ER310L-24	Long faceplate release for wooden door 24Vdc
STP-ER310LM-24	Long faceplate release for wooden door 24Vdc monitored
STP-ER310-1224	Universal 12/24Vdc release with long and short faceplate

ADVANCED SECURITY DISTRIBUTION

ANSI STYLE RELEASES AND ACCESSORIES

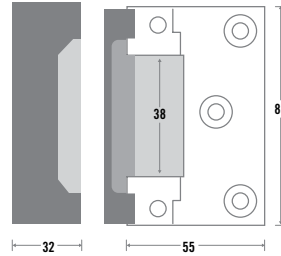
- Suitable for ER310 range



STP-ER350

STP-ER350

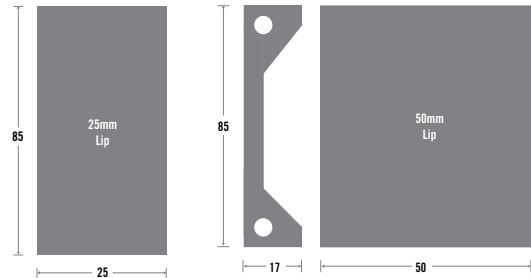
- Surface mount
- Rim
- 12Vdc
- Switchable fail safe/ fail secure



STP-LP025/STP-LP050

STP-LP025

- 25mm lip extension LP050
- 50mm lip extension



STP-ER310RK

STP-ER310RK

- 1/2" rebate
- Used on double rebated doors
- Aluminium



STP-SASHFP

STP-SASHFP

- Allows you to use a sash lock
- Also available in brass finish
- Stainless steel

TIP

Fail safe means when the power is cut the door will open.
Fail secure means when the power is cut the door will remain shut.

STP-ER350	Surface rim release 12Vdc
STP-LP025	25mm extension lip for ER310 range
STP-LP050	50mm extension lip for ER310 range
STP-ER310RK	1/2" rebate kit for ER310 range
STP-SASHFP	Sash face plate for ER310 range

ADVANCED SECURITY DISTRIBUTION

EURO STYLE RELEASES

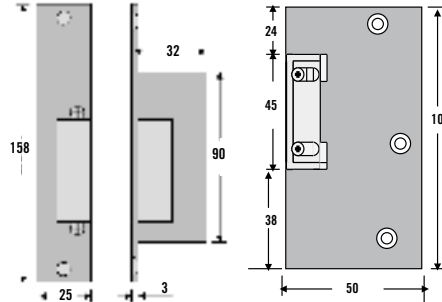
- Euro style release
- Fail safe - dc only
- Fail secure option - ac only
- Mortice or rim fitting
- Outward opening rim release option



STP-M/R1/ADJ

STP-M/R1/ADJ

- 1 Fail secure
- 12Vac (intermittent)
- Rim/mortice
- Adjustable jaw
- 24Vac option available on request
- Fixed jaw available on request



TIP

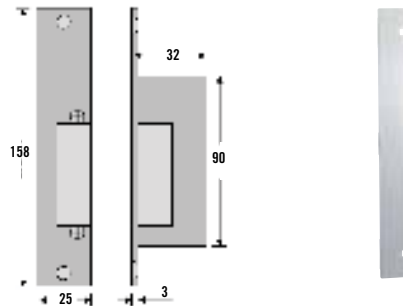
Fail safe means when the power is cut the door will open.
Fail secure means when the power is cut the door will remain shut.



STP-M1SEC

STP-M1SEC

- Fail secure
- 12Vac (intermittent)
- Mortice
- Rim option available
- 24Vac option available



STP-LS1

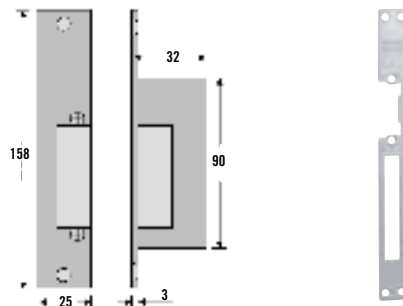
- Used to make release vandal resistant
- 45(W) x 360(H)mm



STP-M1SAF

STP-M1SAF

- Fail safe
- 12Vdc
- Mortice
- Rim option available
- 24Vdc option available
- Adjustable jaw available on request



STP-03PLATE

- Allows you to use a sashlock

STP-M/R1	Mortice/rim release fail secure
STP-M/R1/ADJ	Mortice/rim release fail secure adjustable jaw
STP-M1SEC	Mortice fail secure
STP-M1SECM	Mortice fail secure monitored
STP-M1SEC24	Mortice fail secure 24Vac/dc
STP-R1SEC	Rim release fail secure
STP-M1SAF	Mortice fail safe
STP-M1SAF-ADJ	Mortice fail safe - adjustable version
STP-M1SAFM	Mortice fail safe monitored
STP-M1SAF24	Mortice fail safe 24Vdc
STP-R1SAF	Rim release fail safe
STP-R2SAF	Outward opening rim release fail safe
STP-R2SEC	Outward opening rim release fail secure
STP-SUR1SAF	Surface fixed release fail safe
STP-SUR1SEC	Surface fixed release fail secure
STP-LS1	Lockshield
STP-03PLATE	Sash face plate for euro style releases

ADVANCED SECURITY DISTRIBUTION

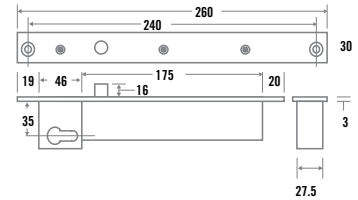
SOLENOID BOLTS



STP-SB260

STP-SB260

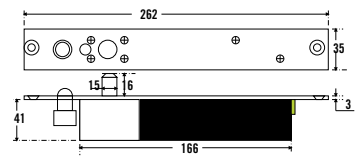
- Fail secure
- 12-28Vdc
- Bolt diameter 15mm
- Key override
- Cylinder/thumb turn not included
- Activating current 1Amp
- Holding current 300mAmp
- Optional keyed alike
- Monitored version available on request (SB260M)



STP-SB262

STP-SB262

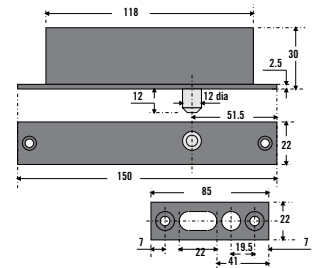
- Fail safe
- 12Vdc
- Bolt diameter 15mm
- Activating current 900mAmp
- Holding current 300mAmp
- Roller ball guide



STP-EB150 (MICRO)

STP-EB150 (MICRO)

- Fail safe
- 12Vdc
- Bolt diameter 12mm
- Bolt deadlocks
- Activating current 700mAmp
- Holding current 100mAmp
- Door position monitoring



**STP-EB170
MICRO ELECTRIC DROPBOLT**

**STP-EB170
MICRO ELECTRIC DROPBOLT**

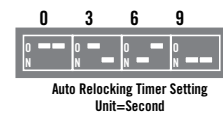
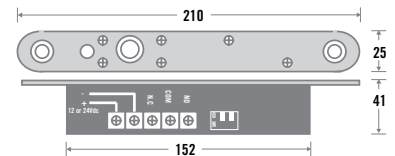
- Fail safe/fail secure selectable
- Horizontal or vertical
- Re lock time selectable time delays
- Suitable for single or double doors
- 12vdc / 24vdc Dual voltage



STP-EB180

STP-EB180

- Fail safe
- 12/24Vdc
- Bolt diameter 15.5mm
- Bolt throw 16.5mm
- Activating current 900mAmp
- Holding current 200mAmp
- Door position monitoring



STP-SB260	12-28Vdc fail secure with euro profile key override facility (cylinder/thumb turn not included)
STP-SBCYL	Euro cylinder and turn (70mm) for SB260
STP-SB262	12Vdc fail safe
STP-EB150	150mm mini solenoid bolt
STP-EB170	Micro Solenoid bolt, dual voltage and fail safe / secure selectable
STP-EB180	12-24Vdc fail safe 25mm wide

ADVANCED SECURITY DISTRIBUTION

SOLENOID BOLTS

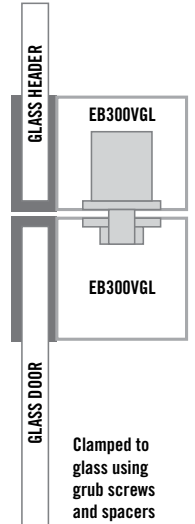
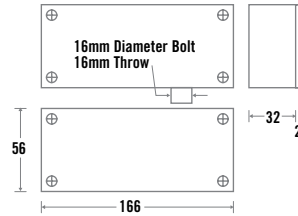
- Door position monitoring
- Fail safe
- 12Vdc



STP-EB300

STP-EB300

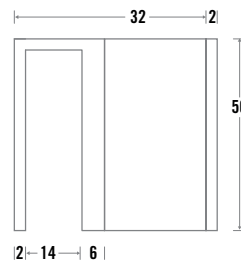
- Bolt diameter 16mm
- Surface mount
- Bolt throw 16mm
- Activating current 900mAmp
- Holding current 300mAmp



STP-EB300VGL

STP-EB300VGL

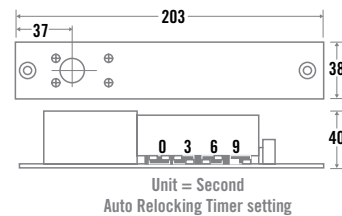
- Suitable for glass doors
- Bolt diameter 16mm
- Surface mount
- Bolt throw 16mm
- Activating current 900mAmp
- Holding current 300mAmp



STP-EB200N-38

STP-EB200N-38

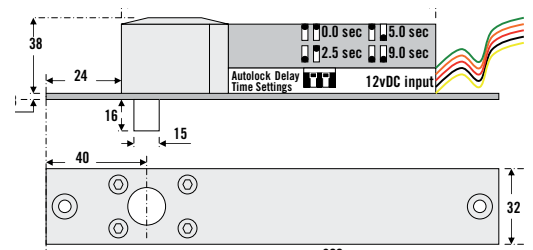
- Bolt diameter 15.5mm
- Activating current: 900mAmp
- Holding current: 150mAmp
- Mortice fitting



STP-EB250

STP-EB250

- Bolt diameter 15mm
- Auto lock delay
- Includes optional cover plate
- Activating current 900mAmp
- Holding current 200mAmp
- Mortice fitting



STP-EB300	Surface mount
STP-EB300VGL	Surface glass mount
STP-EB200N-38	38mm wide
STP-EB250	Budget monitored solenoid bolt, flush mount

ADVANCED SECURITY DISTRIBUTION

MICRO SOLENOID BOLTS

- 12Vdc
- Fail safe
- Monitored
- Compact design



STP-EB-GDN

STP-EB-GDN

- Satin anodised aluminium finish
- Compact design gives neat appearance
- Lock monitored
- LED indicator
- Adjustable re-lock time (0 seconds and 3 seconds)
- Includes shims for varying glass thickness
- Supplied with fixings
- Bolt body 114(L) x 39(H) x 47(D)mm
- Keep body 114(L) x 39(H) x 47(D)mm
- Bolt diameter 13mm
- Bolt throw 14mm



STP-EB133

STP-EB133

- Stainless steel bolt with tamper proof design
- Stainless steel face plate
- Door position monitoring
- Includes fixing plates for flush mounting in hollow metal frames
- Bolt body 160(L) x 25(H) x 35(D)mm
- Keep plate 90 x 23mm
- Bolt diameter 13mm
- Bolt throw 16mm



STP-EB165

STP-EB165

- Satin anodised aluminium finish
- Lock monitored
- LED indicator
- Adjustable re-lock time (0 seconds and 3 seconds)
- Supplied with fixings
- Bolt body 114(L) x 39(H) x 27(D)mm
- Keep body 114(L) x 20(H) x 27(D)mm
- Bolt diameter 13mm
- Bolt throw 14mm

STP-EB-GDN	Glass door solenoid bolt
STP-EB133	12Vdc solenoid bolt
STP-EB165	Surface mount solenoid bolt lock

ADVANCED SECURITY DISTRIBUTION

ELECTRIC LOCKS

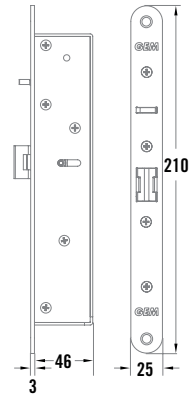
- Door position monitoring
- 12Vdc
- Fail safe



STP-ML210

STP-ML210

- Can be used to replace the Abloy EL402
- Switchable fail safe/fail secure
- Includes single and double keeper plates
- 12/24Vdc
- Includes faceplate for Abloy EL402 replacement
- Lock monitored



STP-ML350M

STP-ML350M

- Fail safe
- Fire rated
- Opens under side pre-load
- Suitable for single or double action doors
- Stainless steel latch and faceplate
- Lock monitoring
- Vertical or horizontal installation



STP-GK231M-R

STP-GK231M-R

- Fire tested in accordance with BSEN 1634-1: 2014 and BSEN 1363-1: 2012
- 12Vdc fail safe
- Long life solenoid tested to over 250,000 operations
- Opens under side load
- For use in conjunction with either a spring latch or mechanical lock set
- Lock and door status monitoring
- Can be mounted horizontally or vertically
- 680kg holding force
- Right handed

STP-ML210	Electric lock - dual voltage 12/24Vdc
STP-ML300	Electric lock with thumb turn override - dual voltage 12/24Vdc
STP-ML350M	12/24Vdc fail safe electric lock
STP-GK231M-L	12Vdc monitored fail safe electric lock, left handed
STP-GK231M-R	12Vdc monitored fail safe electric lock, right handed

ADVANCED SECURITY DISTRIBUTION

SPECIAL RELEASES



STP-GDR

STP-GDR

- Suitable for inward or outward opening doors
- Adjustable jaw
- Stainless steel faceplate
- Door position monitoring
- Mortice fix
- Suitable for 10-12mm thick glass



STP-CK100

STP-CK100

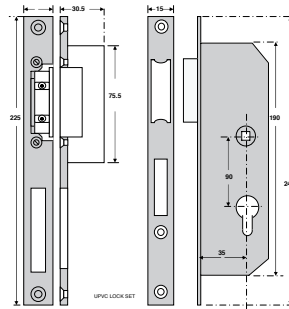
- Fail secure
- Compact size
- Lock and door status monitoring
- Side or end-on orientation
- 12-28Vac/dc
- Low energy consumption



STP-UPVC-KIT

STP-UPVC-KIT

- UPVC door locking package
- Fail secure electric release (12Vac)
- Kit includes lock case, half spindle, outside handle, locking plate and electric release
- Handed
- Also available with fail safe electric release (12Vdc)



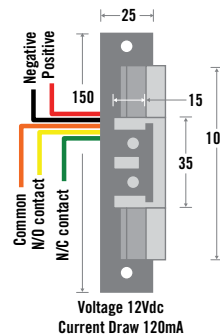
STP-DBR-SAF/STP-DBR-SEC

STP-DBR-SAF

- Fail safe
- 12Vdc
- Lock monitored

STP-DBR-SEC

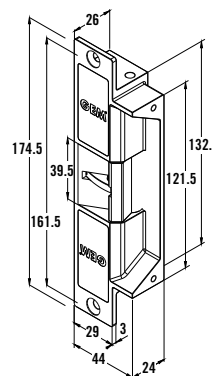
- Fail secure
- 12Vdc
- Lock monitored



STP-GK700

STP-GK700

- Dual monitored low profile release
- Narrow depth
- Up to 680kg holding force
- Fail safe/fail secure



STP-GDR	Glass door release
STP-CK100	12/24Vac/dc motorised cabinet lock
STP-UPVC-KIT	UPVC door locking package
STP-REL100	External electric rimlock
STP-DBR-SAF	12Vdc monitored fail safe deadbolt release
STP-DBR-SEC	12Vdc monitored fail secure deadbolt release
STP-GK700	Dual monitored low profile release fail safe/fail secure

ADVANCED SECURITY DISTRIBUTION

ABLOY ELECTRIC LOCKING

- Abloy Premium partner
- All listed products held in stock
- Competitive pricing



STP-ABLOY EL560

- 12/24Vdc fail safe/fail secure
- Suitable for wooden or metal doors
- Outside handle controlled electrically
- Inside handle operates at all times
- Key override at all times
- Easily reversible trigger bolt
- Deadbolt and anti-friction bolt deadlock when door closes
- Conforms to EN179
- Includes connection cable


STP-ABLOY EL560



STP-ABLOY EL561

- 12/24Vdc fail safe/fail secure
- Suitable for wooden or metal doors
- Handle controlled electrically on both sides of the door
- Key override at all times
- Easily reversible trigger bolt
- Deadbolt and anti-friction bolt deadlock when door closes
- Includes connection cable

STP-ABLOY EL561



**STP-ABLOY EL560KIT-STP/
STP-ABLOY EL561KIT-STP**

STP-ABLOY EL560KIT-STP

- Comes complete with EL560 lock case, internal lever handle set, concealed door loop and cylinder with 3 keys
- 12/24Vdc fail safe/fail secure
- Suitable for wooden or metal doors
- Outside handle controlled electrically

- Inside handle operates at all times
- Key override at all times
- Easily reversible trigger bolt
- Deadbolt and anti-friction bolt deadlock when door closes
- Conforms to EN179
- Includes connection cable

STP-ABLOY EL561KIT-STP

- Comes complete with EL561 lock case, internal lever handle set, concealed door loop and cylinder with 3 keys
- 12/24Vdc fail safe/fail secure
- Suitable for wooden or metal doors
- Handle controlled electrically on both sides of the door

- Key override at all times
- Easily reversible trigger bolt
- Deadbolt and anti-friction bolt deadlock when door closes
- Includes connection cable

WE ARE AN ABLOY PREMIUM PARTNER

Please contact us if you have any Abloy requirements.

STP-ABLOY EL560	Europrofile handle controlled lock
STP-ABLOY EL560KIT	Abloy EL560, futura handle set, EA280 door loop and Novel cylinder with 3 keys
STP-ABLOY EL560KIT-STP	Abloy STP-EL560, handle set, concealed door loop and cylinder with 3 keys
STP-ABLOY EL561	Electromechanical lock for narrow style doors handle controlled on both sides
STP-ABLOY EL561KIT	Abloy EL561, futura handle set, EA280 door loop and Novel cylinder with 3 keys
STP-ABLOY EL561KIT-STP	Abloy EL561, handle set, concealed door loop and cylinder with 3 keys

ADVANCED SECURITY DISTRIBUTION

ABLOY ELECTRIC LOCKING

- Abloy Premium partner
- All listed products held in stock
- Competitive pricing



STP-ABLOY EL402

- High security double action bolt
- Fail safe (F/UN) or fail secure (F/L)
- 12/24Vdc
- Double action bolt
- Adjustable back set
- Key/thumb turn override at all times
- Non handed
- For narrow style doors

STP-ABLOY EL402



STP-ABLOY EL520

- Suitable for wooden or metal doors
- Fail secure
- 12/24Vdc
- Non handed
- Automatic dead bolt
- Can be installed with long plates or roses
- Please specify backset (55/60/65mm) and forend (20/24mm) required when ordering

STP-ABLOY EL520



STP-ABLOY EA280

- Steel housing and flexible tube
- Invisible when door is closed
- Can be fitted to the door frame
- Maximum cable 7.5mm
- Door opening up to 120°

STP-ABLOY EA280



STP-ABLOY EFF-EFF 351 U80

- 12Vdc fail safe
- Suitable for use with both single and double action doors
- Monitored
- Non handed
- Meets prEN 13637 European Building Hardware standard
- Releases under side pressure up to 510kg
- Supplied with 43mm strike plate, 57mm also available
- Also available in 24Vdc

STP-ABLOY EFF-EFF 351 U80

WE ARE AN ABLOY PREMIUM PARTNER

Please contact us if you have any Abloy requirements.

STP-ABLOY EL402 Electromechanical lock for narrow style doors handle controlled on one side

STP-ABLOY EL520 Europrofile motor lock

STP-ABLOY EA280 Concealed door loop for door opening up to 120°

STP-ABLOY EFF-EFF 351 U80 12Vdc electric lock for single or double action doors

ADVANCED SECURITY DISTRIBUTION



SECURITY TRADE PRODUCTS

ACCESS CONTROL IMPORTER & DISTRIBUTOR

www.asdltd.ie

sales@asdltd.ie

+353 0 4734550