

FireProtect 2 (Heat) Jeweller

Wireless fire detector with heat sensor. Features a built-in siren for alarms and events notification. Operates as part of the Ajax system or without pairing with an Ajax hub.



Find the detailed information on the device at:

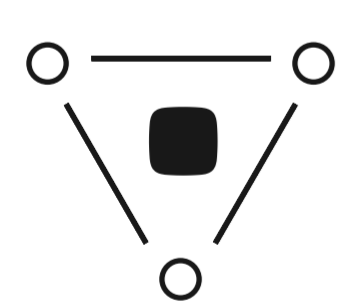
 support.ajax.systems/en/manuals/fireprotect-2-heat/

The device is available in two versions: with replaceable or sealed batteries. The name of a detector with replaceable batteries contains the RB mark, and with sealed batteries – SB.



- FireProtect 2 RB (Heat) Jeweller
- FireProtect 2 SB (Heat) Jeweller

Key features



Advanced hardware and software

1. An interconnected alarm of all fire detectors at the facility in 20 seconds
2. Built-in siren with a volume of 85 dB at a distance of 3 meters
3. Ability to operate autonomously without an Ajax hub
4. 10 years of operation with sealed batteries, and up to 7 years – with replaceable batteries



Easy to install and configure

1. SmartBracket mounting panel with the ability to align the detector after installation
2. Remote control and configuring via Ajax apps
3. Pairing with the Ajax hub via QR code

Operating principle




Two built-in thermistors are responsible for the reaction to temperature rise. Thermistors are located outside the detector for faster threat detection.

If the room temperature exceeds +64°C or increases by more than 10°C within a minute, the detector recognizes this as a rapid temperature rise and raises the alarm.

Interconnected fire detectors alarms

The detector supports interconnected fire alarms. The feature activates built-in sirens of all Ajax fire detectors at the facility if at least one of them is triggered. In case of a fire, this allows alerting as many people as possible.

FireProtect 2 detectors have an improved interconnected fire alarm algorithm that activates all fire detectors' sirens within 20 seconds. The function is available only when detectors operate with the hub.



Operation without a hub



FireProtect 2 detectors can be used without pairing to an Ajax hub. In this case, the detector notifies fire alarms with a built-in siren and LED indication, and does not send a notification to the user's smartphone, Ajax Translator, or PRO Desktop.

Manual and automatic testing

FireProtect 2 regularly checks the status of batteries and built-in sensors. If a malfunction is detected, the hub will notify users and the monitoring station instantly. And the detector will turn on the light and sound alert by the built-in siren and LEDs. All detector states can be checked at any time in Ajax apps.

The detector supports manual testing mode. It is activated by pressing the device's front panel. The front panel has a mechanical button, which can be pressed either manually or with a floor mop. During the test, the built-in siren and testing of sensors are run. This allows the installer to test the device at any time and to demonstrate to the customer the light and sound indication of the detector for various types of alarms.

Autonomous operation

FireProtect 2 (Heat) is available in two versions: with replaceable or sealed batteries. Detectors with replaceable batteries operate for up to 7 years with pre-installed CR123A batteries. After discharge, the batteries can be replaced with new ones. The model with sealed lithium batteries operates for at least 10 years. After the batteries are discharged, the detector should be replaced with a new one.



Jeweller

communication technology




Jeweller is a radio protocol for fast and reliable two-way communication between hubs and connected devices. The protocol provides a wireless radio communication range with FireProtect 2 up to 1,700 meters. This communication range allows you to install detectors even on large-scale objects.

Jeweller is responsible for transmitting alarms and events. The radio protocol also provides an interconnected fire detectors alarm activation within 20 seconds in a system with any number of FireProtect 2.

Thanks to Jeweller, users and the monitoring station can always see the current status of detectors in Ajax apps.



Quick pairing and installation



There is no need to disassemble the detector during installation. With an improved SmartBracket panel, an installer can effortlessly fix the detector on ceilings and level it at 90° angles after mounting. The Ajax apps help quickly make the device a part of the system. And it can always be reconfigured remotely without site visits.

Technical specifications

Communication with the hub or range extender

 **Jeweller communication technology**

Frequency bands

866.0–866.5 MHz

868.0–868.6 MHz

868.7–869.2 MHz

905.0–926.5 MHz

915.85–926.5 MHz

921.0–922.0 MHz

Depends on the region of sales.

Maximum effective radiated power (ERP)
up to 20 mW

Communication range
up to 1,700 m
In an open space.

Compatibility

Hubs

Hub Plus

Hub 2 (2G)

Hub 2 (4G)

Hub 2 Plus

Hub Hybrid (2G)

Hub Hybrid (4G)

Range extenders

ReX

ReX 2



<p>Compliance with regulations</p>	<p>EN 54-5:2017+A1:2018</p>	<p>Heat detection</p>	<p>Sensitive element two thermistors</p> <p>According to the requirements for heat A1R- class detectors of EN 54-5 standard.</p> <p>Heat alarm</p> <ul style="list-style-type: none"> • 10°C increase in temperature within 1 minute • exceeding +64°C
<p>Additional features</p>	<p>Built-in siren volume of 85 dB at a distance of 3 meters</p> <p>Interconnected fire alarm All fire detectors in the system turn on built-in sirens if at least one of the detectors registers an alarm. The interconnected alarm is activated after no more than 20 seconds.</p> <p>LED indication green is a power indication Lights up once every minute.</p> <p>yellow is an indication of malfunctions Lights up when malfunctions are detected. For example, in the case of discharged batteries.</p>	<p>Anti-sabotage protection</p>	<p>Tampering alarm</p> <p>Protection against spoofing device authentication</p> <p>Detection of communication failure within 15 minutes The time to detect communication loss depends on the number of undelivered data packages setting (specified in the Jeweller or Jeweller/ Fibra settings). The polling interval is fixed at 300 seconds.</p>



<p>Additional features</p>	<p>red is an indication of fire alarms</p> <p>Lights up when the detector detects a fire alarm.</p> <p>Button on the front panel of the detector In normal mode, when pressed, it starts the detector test.</p> <p>In the event of an alarm or malfunction, the pressing turns off the detector sound notification.</p>	<p>Power supply</p>	<p>RB version 2 replaceable CR123A batteries Up to 7 years of battery life.</p> <p>SB version 2 sealed lithium batteries 10 years of battery life.</p>
<p>Enclosure and installation</p>	<p>Dimensions 43.5 x 86 x 86 mm</p> <p>Weight 146 g For RB version.</p> <p>142 g For SB version.</p> <p>Operating temperature range from 0°C to +50°C</p> <p>Operating humidity up to 80%</p> <p>Protection class IP20</p> <p>Colours Black White</p>	<p>Complete set</p>	<p>RB version FireProtect 2 RB (Heat) Jeweller SmartBracket mounting panel Installation kit 2 × CR123A batteries Pre-installed. Quick start guide</p> <p>SB version FireProtect 2 SB (Heat) Jeweller SmartBracket mounting panel Installation kit Quick start guide</p>

